

November 1, 2010 - November 30, 2010

Account Number: 6427-4483

Account Type: INDIVIDUAL

E*TRADE Securities LLC

PO Box 1542

Merrifield, VA 22116

1-800-503-9260

etrade.com Member FINRA/SIPC

Customer Update:**STRENGTHEN YOUR PORTFOLIO, ONE CLICK AT A TIME.** Our Online Advisor tool lets you:

- See where you stand today
- Create a diversified, long-term plan
- Get customized recommendations

Get started at **etrade.com/onlineadvisor****IMPORTANT INFORMATION:****WHAT EVERY INVESTOR SHOULD KNOW**

Smart investing starts with the right education. Free videos, web seminars, tutorials and more at etrade.com/education.



AHMED A ABDEL-LATIEF
50601 HEDGEWOOD CT
GRANGER IN 46530-6835

Account At A Glance**\$3,044,391.31**

As of 10/31/10

\$2,348,872.94

As of 11/30/10

Net Change:**\$-695,518.37**

Securities products and services are offered by E*TRADE Securities LLC, Member FINRA. Your account is carried by an affiliate, E*TRADE Clearing LLC, Member NYSE/FINRA/SIPC, which maintains your funds and securities. Please promptly report any inaccuracy or discrepancy in your account to both E*TRADE Securities LLC at 1-800-503-9260 and E*TRADE Clearing LLC at 201-499-6247. You should re-confirm any oral communication in writing to further protect your rights, including rights under the Securities Investor Protection Act (SIPA).

DETACH HERE

AHMED A ABDEL-LATIEF
50601 HEDGEWOOD CT
GRANGER IN 46530-6835

DETACH HERE

Use This Deposit Slip**Acct: 6427-4483****Please do not send cash**

Make checks payable to E*TRADE Clearing LLC.

Mail deposits to:



E*TRADE CLEARING LLC
P.O. Box 1542
Merrifield, VA 22116-1542

TOTAL DEPOSIT

Dollars	Cents

113020100001 111642744838



Please refer to the E*TRADE Securities Brokerage Customer Agreement for a complete discussion of the terms and conditions governing your account. If you have questions regarding the Customer Agreement or your account, please e-mail us through etrade.com or call 1-800-ETRADE1.

THE INFORMATION CONTAINED IN YOUR ACCOUNT STATEMENT SHALL BE BINDING UPON YOU IF YOU DO NOT OBJECT, EITHER IN WRITING OR VIA ELECTRONIC MAIL, WITHIN FIVE (5) DAYS AFTER THE ACCOUNT STATEMENT IS FIRST RECEIVED BY YOU, OR WITHIN SIXTY (60) DAYS FOR ANY TRANSFER OF FUNDS SUBJECT TO REGULATION E, SUCH AS ATM AND POINT-OF-SALE TRANSFERS, DEBIT TRANSACTIONS, DIRECT DEPOSITS, AND WITHDRAWALS. IN CASE OF ERRORS OR QUESTIONS ABOUT YOUR ELECTRONIC TRANSFERS, DIRECT INQUIRIES TO 1-800-ETRADE1 OR WRITE TO US AT E*TRADE SECURITIES LLC, P.O. BOX 1542, MERRIFIELD, VA 22116-1542.

Applicable Rules and Regulations. All transactions in your account shall be subject to the constitution, rules, regulations, customs, and usages of the exchange or market, and its clearing house, where the transactions are executed by E*TRADE Clearing LLC (ETC) or its agents, including ETC subsidiaries and affiliates. Also, where applicable, the transactions shall be subject to the provisions of the Securities Act of 1933, as amended, the Securities Exchange Act of 1934, as amended, and the rules and regulations of the Securities and Exchange Commission ("SEC"), the Board of Governors of the Federal Reserve System, and any applicable self-regulatory organization.

Securities Pricing. The amounts printed in the market value column of the Account Holdings section, or any amounts derived there from, are based on U.S. month end prices and are provided to us by outside quotation services for the securities currently held by us in your account. Prices of municipal bonds, certain over-the-counter securities, and federal obligations are approximations and are only for guidance purposes. The prices used are based on the last reported transaction known to the quotation services or of the yields or values that are calculated on the basis of these prices. The value of brokered CDs reflected on this statement is estimated by a third-party pricing service. Actual value may differ if you elect to sell your CD(s) in the secondary market.

Interest/Dividends. We are required by law to report annually to you and to the Internal Revenue Service on Form 1099 any taxable interest, dividends, and capital gains credited to your account, as well as any taxes withheld. The year-to-date figures shown on your statement reflect these amounts classified to the best of our current knowledge. However, some payments are subject to reclassification, which will be reflected on subsequent statements if we are advised of them prior to the end of the calendar year.

SIPC and Other Insurance Coverage. ETC is a member of the Securities Investor Protection Corporation ("SIPC"). SIPC currently protects the assets in each of your securities accounts at ETC up to \$500,000, of which no more than \$250,000 may be in cash. Visit www.sipc.org or call (202) 371-8300 for more information including a brochure on SIPC protection. (Please note that money market mutual fund balances are not considered cash; they are considered to be securities.) Additional protection has been secured through an independent insurer. Account protection does not cover the market risks associated with investing.

Trading in non-U.S. Markets. Investing outside the United States involves additional risks related to currency fluctuations, economic and political differences and differences in accounting standards. In order to trade in non-U.S. markets, you first must either: (1) convert U.S. dollars held in your account to the applicable currency of the non-U.S. market in which you wish to trade; or (2) transfer into your account the applicable non-U.S. currency. Currency exchanges are affected by affiliates of ETC on a principal basis, and may include a mark-up or mark-down, as appropriate. You should be aware that more favorable exchange rates may be available through third parties not affiliated with ETC. These currency transactions are not regulated or overseen by the SEC or the Commodities Futures Trading Commission, or any of the securities or commodities self-regulatory organizations. Securities trades executed on a non-U.S. exchange will be effected by one or more affiliates of ETC, which may be compensated for their services.

Payment for Order Flow. The SEC (as well as the FINRA) requires that all broker-dealers inform their customers when a new account is opened, and on an annual basis thereafter, of payment for order flow practices (compensation received for placing orders through specialists on national

securities exchanges, over-the-counter market makers, alternative trading systems, and ECN's (collectively, "market centers")). Consistent with the overriding principle of best execution, ETC, at the direction of its affiliate E*TRADE Securities LLC ("ETS"), routes orders to various market centers. ETS, through ETC, receives remuneration (generally in the form of per share cash payments or through profit sharing arrangements) for routing orders in securities to particular market centers for execution. Such remuneration is considered compensation to ETS, and the source and amount of any compensation received in connection with your transaction will be disclosed to you upon written request. E*TRADE Financial Corp. has a financial interest in ISE Stock Exchange, LLC, CHX Holdings, Inc. (owner and operator of the Chicago Stock Exchange) and a market maker subsidiary (E*TRADE Capital Markets). ETS takes a number of factors into consideration in determining where to route customers' orders, including, but not limited to: speed of execution; price improvement opportunities (executions at prices superior to the then prevailing inside market); automatic execution guarantees; the availability of efficient and reliable order handling systems; level of service provided; the cost of executing orders; and, all other factors being equal, whether or not it will receive cash or non-cash payments for routing order flow and reciprocal business arrangements. ETC and ETS regularly and rigorously review transactions and market centers for execution quality based on the foregoing factors.

Margin Accounts. Whether a purchase may be made on margin, how much of the purchase price must be in your account at the time you place your order, and your margin maintenance requirements are determined by the Federal Reserve Board ("FRB"), by applicable exchange rules and by ETC. For our protection, we reserve the right, at any time and without prior notice to you, to impose stricter requirements than those imposed by the FRB or applicable exchange rules. You will be charged interest on a daily basis on all debit balances that you owe to ETC and on credit extended to you by ETC for the purpose of purchasing, carrying, or trading in securities or otherwise. Interest is calculated on a 360-day basis using settlement date balances. The applicable interest rate for margin loans is a fixed percentage above ETC's Base Rate, which is set at our discretion with reference to commercially recognized interest rates. The margin interest rate will change without prior notice as the Base Rate changes. Information about ETC's Base Rate is available upon written request to ETC. For more information on how ETC calculates interest, please see the E*TRADE Securities Brokerage Customer Agreement.

Cash Balances. Any cash balances are held unsegregated and may be used by ETC in the conduct of its business, subject to the limitations of Rule 15c3-3 under the Securities Exchange Act of 1934. ETC reserves the right to require seven days' prior notice before permitting a withdrawal or transfer of funds from the time sub-account of my Cash Balance. ETC has no present intention of exercising this provision. However, ETC may, at its sole discretion, choose to do so in the future.

Options Trading. If you are approved for options trading, you are responsible for advising ETC of any material changes in your investment objectives or financial situation. Additionally, further information regarding commissions and other charges related to the execution of option transactions has been included in the confirmations of such transactions previously provided to you. Such information will also be made available promptly upon request.

Random Allocation of Options Exercise Notices. Exercise assignment notices for options contracts are allocated among customer short options positions in accordance with a random allocation method. A detailed description of ETC's random allocation method is available upon request.

Financial Statement. A financial statement of ETC is available for your inspection at etrade.com or will be mailed to you upon your written request.

ETC is an indirect subsidiary of E*TRADE Financial Corporation.

If you have a complaint, please call 1-800-ETRADE1, or write to: E*TRADE Securities LLC, P.O. Box 1542, Merrifield, VA 22116.

General Information

This Statement's Closing Equity. Market value of all long positions less the market value of all short positions, plus or minus the dollar amount of the net closing money balance.

Net Change in Equity. The difference between this statement's closing equity and last statement's closing equity.

Margin Interest. Interest expense charges on the daily debit balance in your account.

Market Value. The closing price of each security position as of the last business day of the month. (Market value of some positions may be omitted).

Money Activity Summary. Total debit (such as purchases, withdrawals, margin interest charges) and total credits (such as sales, deposits, interest, or dividend income) to your account, along with the Combined Opening and Combined Closing balances, are reflected as of the last business day of the statement period.

Activity/Trade Date. Trade date or transaction date of other entries.

Total Portfolio Percent. Percentage of your holding by issue of security.

DIV/CPN% Yield. Annual dividend or bond % yield.

Open Orders. Buy or sell orders for securities that have not yet been executed or canceled.

Symbol/CUSIP. The symbol or identification number for each security.





Account Number: 6427-4483

Statement Period : November 1, 2010 - November 30, 2010

Account Type: INDIVIDUAL

Customer Update:

Secure your security. Make sure your email address is up to date. Verify now on the **My Info** page within the **Accounts** section of your online account.


ACCOUNT OVERVIEW

Last Statement Date: October 31, 2010

Beginning Account Value(On 10/31/10): \$ 3,044,391.31
Ending Account Value(On 11/30/10): \$ 2,348,872.94
Net Change: \$ -695,518.37

For current rates, please visit etrade.com/rates

ASSET ALLOCATION (AS OF 11/30/10)



100.00% - Stocks, Options & ETF (Long)

ACCOUNT VALUE SUMMARY

	AS OF 11/30/10	AS OF 10/31/10	% CHANGE
Margin Balance	\$ -782,856.68	\$ -474,107.49	-65.12%
Total Cash/Margin Debt	\$ -782,856.68	\$ -474,107.49	-65.12%
Stocks, Options & ETF (Long)	\$3,131,729.62	\$3,518,498.80	-10.99%
Total Value of Securities	\$3,131,729.62	\$3,518,498.80	-10.99%
Net Account Value	\$2,348,872.94	\$3,044,391.31	-22.85%

Securities products and services are offered by E*TRADE Securities LLC, Member FINRA/SIPC. Sweep Deposit Account is a bank deposit account with E*TRADE Bank, a Federal savings bank, Member FDIC. IRA, Keogh and certain other retirement sweep deposit accounts at each bank are FDIC-insured up to a maximum of \$250,000; all other accounts are FDIC-insured to at least \$100,000. Securities products and cash balances other than Sweep Deposit Account funds are not FDIC-insured, are not guaranteed deposits or obligations of E*TRADE Bank, and are subject to investment risk, including possible loss of the principal invested.

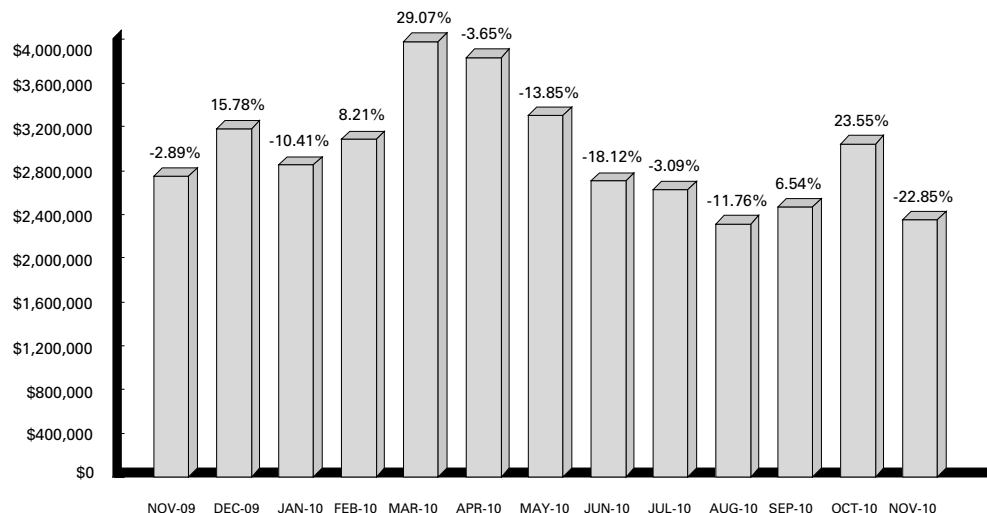


Account Number: 6427-4483

Statement Period : November 1, 2010 - November 30, 2010

Account Type: INDIVIDUAL

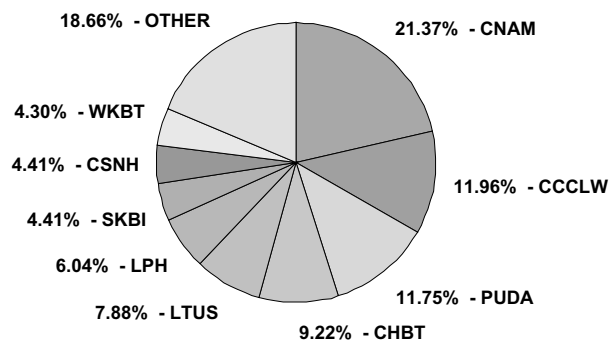
NET ACCOUNT VALUE BY MONTH END



ACCOUNT TRANSACTION SUMMARY

DESCRIPTION	THIS PERIOD	YEAR TO DATE
Securities Purchased	\$ -1,397,975.76	\$ -7,550,753.09
Securities Sold	\$ 1,592,804.22	\$ 7,540,979.07
<u>Interest Received</u>		
Taxable	\$ 0.00	\$ 0.24
<u>Dividends Received</u>		
Taxable	\$ 0.00	\$ 7,245.04
Margin Interest	\$ -3,577.65	\$ -24,057.06

TOP 10 ACCOUNT HOLDINGS (AS OF 11/30/10)





Account Number: 6427-4483

Statement Period : November 1, 2010 - November 30, 2010

Account Type: INDIVIDUAL

ACCOUNT HOLDINGS

CASH & CASH EQUIVALENTS (0.00% of Holdings)

DESCRIPTION	OPENING BALANCE	CLOSING BALANCE	PORTFOLIO (%)	AVG BALANCE
-------------	--------------------	--------------------	------------------	----------------

The Extended Insurance Sweep Deposit Account (ESDA) program is comprised of deposit accounts with E*TRADE Bank and up to four other depository institutions. The ESDA account at each bank is FDIC-insured up to \$250,000.00 but is not covered by SIPC.

TOTAL CASH & CASH EQUIVALENTS YTD INTEREST (SWEEP ONLY) **\$0.24**

STOCKS, OPTIONS & EXCHANGE-TRADED FUNDS (100.00% of Holdings)

DESCRIPTION	SYMBOL/ CUSIP	ACCT TYPE	QUANTITY	PRICE	TOTAL MKT VALUE	PORTFOLIO (%)	EST. ANNUAL INCOME	EST. ANNUAL YIELD (%)
AMERICAN CAPITAL LIMITED	ACAS	Margin	0.0776	7.1900	0.56	0.00		
BIOSTAR PHARMACEUTICALS INC	BSPM	Margin	39,700	2.8400	112,748.00	3.60		
CALL FUQI 12/18/10 10 FUQI INTERNATIONAL INC EXP 12/18/2010		Margin	250	0.0500	1,250.00	0.04		
CHINA AGRI-BUSINESS INC	CHBU	Cash	20,000	0.9900	19,800.00	0.63		
CHINA ARMCO METALS INC	CNAM	Margin	222,372	3.0100	669,339.72	21.37		
CHINA BIOTICS INC	CHBT	Margin	25,000	11.5500	288,750.00	9.22		
CHINA GROWTH DEVELOPMENT INC	CGDI	Cash		0.0700	0.00	0.00		
CHINA INFRASTRUCTURE CONSTRUCTION CORPORATION	CHNC	Cash	4,000	2.4000	9,600.00	0.31		
CHINA KANGTAI CACTUS BIO-TECH INC	CKGT	Cash	73,500	0.9000	66,150.00	2.11		
CHINA MEDIAEXPRESS HOLDINGS INC	CCME	Margin		16.8700	0.00	0.00		
CHINA MEDICINE CORPORATION	CHME	Cash	2,850	1.7500	4,987.50	0.16		
CHINA REDSTONE GROUP INC	CGPI	Cash	10,000	4.5500	45,500.00	1.45		
CHINA SHANDONG INDUSTRIES INC NEW	CSNH	Cash	34,500	4.0000	138,000.00	4.41		



Account Number: 6427-4483

Statement Period : November 1, 2010 - November 30, 2010

Account Type: INDIVIDUAL

STOCKS, OPTIONS & EXCHANGE-TRADED FUNDS (Continued)

DESCRIPTION	SYMBOL/ CUSIP	ACCT TYPE	QUANTITY	PRICE	TOTAL MKT VALUE	PORTFOLIO (%)	EST. ANNUAL INCOME	EST. ANNUAL YIELD (%)
***CHINA TOPREACH INC USD ORD SHS	CGSXF	Cash	10,000	4.0000	40,000.00	1.28		
GC CHINA TURBINE CORP	GCHT	Cash	197,500	0.5750	113,562.50	3.63		
GC CHINA TURBINE CORP	GCHT	Margin		0.5750	0.00	0.00		
GOLD HORSE INTERNATIONAL INC	GHII	Cash	14,754	3.7000	54,589.80	1.74		
JADE ART GROUP INC	JADA	Cash		0.1440	0.00	0.00		
LONGWEI PETROLEUM INVESTMENT HOLDING LIMITED	LPH	Margin	70,000	2.7000	189,000.00	6.04		
LOTUS PHARMACEUTICALS INC	LTUS	Cash	210,850	1.1700	246,694.50	7.88		
ORIENT PAPER INC NEW	ONP	Margin	10,000	7.2200	72,200.00	2.31		
PUDA COAL INC NEW	PUDA	Margin	26,143	14.0800	368,093.44	11.75		
SKYSTAR BIO PHARMACEUTICAL COMPANY NEW	SKBI	Margin	16,736	8.2600	138,239.36	4.41		
S3 INVESTMENT COMPANY INC NEW	SIVC	Cash		0.0002	0.00	0.00		
***TONGXIN INTERNATIONAL LTD	TXIC	Margin		1.6500	0.00	0.00		
WEIKANG BIO-TECHNOLOGY GROUP COMPANY INC	WKBT	Cash	42,800	3.1500	134,820.00	4.30		
***WOWJOINT HOLDINGS LIMITED	BWOW	Margin	13,356	3.2900	43,941.24	1.40		
***WTS CHINA CERAMICS CO LTD EXP 11/16/2012	CCCLW	Cash		2.0700	0.00	0.00		
***WTS CHINA CERAMICS CO LTD EXP 11/16/2012	CCCLW	Margin	180,900	2.0700	374,463.00	11.96		
TOTAL STOCKS, OPTIONS & ETF					\$3,131,729.62	100.00%		
TOTAL PRICED PORTFOLIO HOLDINGS (ON 11/30/10)					\$2,348,872.94			



Account Number: 6427-4483

Statement Period : November 1, 2010 - November 30, 2010

Account Type: INDIVIDUAL

TRANSACTION HISTORY

SECURITIES PURCHASED OR SOLD

TRADE DATE	SETTLEMENT DATE	DESCRIPTION	SYMBOL/CUSIP	TRANSACTION TYPE	QUANTITY	PRICE	AMOUNT PURCHASED	AMOUNT SOLD
10/27/10 15:55	11/01/10	SUBAYE INC	SBAY	Bought	4,640	10.0000	46,409.99	
10/27/10 09:32	11/01/10	***TONGXIN INTERNATIONAL LTD	TXIC	Bought	4,150	2.9900	12,418.49	
10/28/10 13:13	11/02/10	CHINA MEDIAEXPRESS HOLDINGS INC	CCME	Bought	100	15.1475	1,524.74	
10/28/10 13:13	11/02/10	CHINA MEDIAEXPRESS HOLDINGS INC	CCME	Bought	400	15.1600	6,064.00	
10/28/10 13:14	11/02/10	CHINA MEDIAEXPRESS HOLDINGS INC	CCME	Bought	500	15.1800	7,590.00	
10/28/10 13:14	11/02/10	CHINA MEDIAEXPRESS HOLDINGS INC	CCME	Bought	900	15.1900	13,671.00	
10/28/10 13:14	11/02/10	CHINA MEDIAEXPRESS HOLDINGS INC	CCME	Bought	2,000	15.1799	30,359.80	
10/28/10 13:14	11/02/10	CHINA MEDIAEXPRESS HOLDINGS INC	CCME	Bought	3,000	15.1999	45,599.70	
10/28/10 13:14	11/02/10	CHINA MEDIAEXPRESS HOLDINGS INC	CCME	Bought	3,100	15.2000	47,120.00	
10/28/10 10:21	11/02/10	SUBAYE INC	SBAY	Bought	5,360	10.0000	53,609.99	
10/29/10 10:40	11/03/10	***WOWJOINT HOLDINGS LIMITED	BWOW	Bought	2,425	3.5800	8,691.49	
11/01/10 09:43	11/04/10	CHINA MEDIAEXPRESS HOLDINGS INC	CCME	Bought	400	16.3900	6,565.99	
11/01/10 09:36	11/04/10	CHINA MEDIAEXPRESS HOLDINGS INC	CCME	Bought	1,000	16.1380	16,147.99	
11/01/10 09:43	11/04/10	CHINA MEDIAEXPRESS HOLDINGS INC	CCME	Bought	2,600	16.4338	42,727.88	
11/01/10 09:49	11/04/10	CHINA MEDIAEXPRESS HOLDINGS INC	CCME	Bought	3,000	17.0000	51,009.99	



Account Number: 6427-4483

Statement Period : November 1, 2010 - November 30, 2010

Account Type: INDIVIDUAL

SECURITIES PURCHASED OR SOLD (Continued)

TRADE DATE	SETTLEMENT DATE	DESCRIPTION	SYMBOL/CUSIP	TRANSACTION TYPE	QUANTITY	PRICE	AMOUNT PURCHASED	AMOUNT SOLD
11/01/10 09:36	11/04/10	CHINA MEDIAEXPRESS HOLDINGS INC	CCME	Bought	4,000	16.1499	64,599.60	
11/01/10 11:37	11/04/10	CHINA REDSTONE GROUP INC	CGPI	Bought	10,000	3.9500	39,509.99	
11/01/10 10:46	11/04/10	WEIKANG BIO-TECHNOLOGY GROUP COMPANY INC	WKBT	Bought	10,000	3.0000	30,009.99	
11/03/10 14:58	11/08/10	CHINA MEDIAEXPRESS HOLDINGS INC	CCME	Bought	50	18.4600	932.99	
11/03/10 14:58	11/08/10	CHINA MEDIAEXPRESS HOLDINGS INC	CCME	Bought	4,950	18.4800	91,476.00	
11/04/10 10:00	11/09/10	CHINA MEDIAEXPRESS HOLDINGS INC	CCME	Bought	100	19.7700	1,986.99	
11/04/10 09:35	11/09/10	CHINA MEDIAEXPRESS HOLDINGS INC	CCME	Bought	200	19.4300	3,895.99	
11/04/10 09:35	11/09/10	CHINA MEDIAEXPRESS HOLDINGS INC	CCME	Bought	800	19.4400	15,552.00	
11/04/10 09:41	11/09/10	CHINA MEDIAEXPRESS HOLDINGS INC	CCME	Bought	1,200	19.7838	23,740.56	
11/04/10 09:41	11/09/10	CHINA MEDIAEXPRESS HOLDINGS INC	CCME	Bought	1,800	19.8000	35,649.99	
11/04/10 10:00	11/09/10	CHINA MEDIAEXPRESS HOLDINGS INC	CCME	Bought	1,900	19.7538	37,532.22	
11/04/10 09:32	11/09/10	CHINA MEDIAEXPRESS HOLDINGS INC	CCME	Bought	3,000	19.1800	57,549.99	
11/05/10 10:55	11/10/10	CHINA ARMCO METALS INC	CNAM	Bought	200	3.8499	769.98	
11/05/10 10:55	11/10/10	CHINA ARMCO METALS INC	CNAM	Bought	200	3.8400	768.00	
11/05/10 10:55	11/10/10	CHINA ARMCO METALS INC	CNAM	Bought	900	3.8300	3,456.99	
11/05/10 10:55	11/10/10	CHINA ARMCO METALS INC	CNAM	Bought	8,700	3.8500	33,495.00	



Account Number: 6427-4483

Statement Period : November 1, 2010 - November 30, 2010

Account Type: INDIVIDUAL

SECURITIES PURCHASED OR SOLD (Continued)

TRADE DATE	SETTLEMENT DATE	DESCRIPTION	SYMBOL/CUSIP	TRANSACTION TYPE	QUANTITY	PRICE	AMOUNT PURCHASED	AMOUNT SOLD
11/05/10 10:30	11/10/10	***WOWJOINT HOLDINGS LIMITED	BWOW	Bought	3,431	3.7000	12,704.69	
11/08/10 09:33	11/12/10	CHINA MEDIAEXPRESS HOLDINGS INC	CCME	Bought	200	21.6050	4,321.00	
11/08/10 09:33	11/12/10	CHINA MEDIAEXPRESS HOLDINGS INC	CCME	Bought	200	21.7200	4,344.00	
11/08/10 09:33	11/12/10	CHINA MEDIAEXPRESS HOLDINGS INC	CCME	Bought	500	21.7700	10,885.00	
11/08/10 09:33	11/12/10	CHINA MEDIAEXPRESS HOLDINGS INC	CCME	Bought	1,300	21.6299	28,118.87	
11/08/10 09:33	11/12/10	CHINA MEDIAEXPRESS HOLDINGS INC	CCME	Bought	1,500	21.5800	32,379.99	
11/08/10 09:33	11/12/10	CHINA MEDIAEXPRESS HOLDINGS INC	CCME	Bought	1,600	21.8200	34,912.00	
11/08/10 09:33	11/12/10	CHINA MEDIAEXPRESS HOLDINGS INC	CCME	Bought	1,700	21.7400	36,958.00	
11/08/10 09:33	11/12/10	CHINA MEDIAEXPRESS HOLDINGS INC	CCME	Bought	3,000	21.7800	65,340.00	
11/08/10 09:53	11/12/10	CHINA MEDIAEXPRESS HOLDINGS INC	CCME	Bought	5,000	20.3000	101,509.99	
11/09/10 14:00	11/15/10	CHINA SHANDONG INDUSTRIES INC NEW	CSNH	Bought	2,000	4.0500	8,109.99	
11/11/10 09:30	11/16/10	CHINA ARMCO METALS INC	CNAM	Bought	10,000	3.0100	30,109.99	
11/10/10 10:40	11/16/10	CHINA SHANDONG INDUSTRIES INC NEW	CSNH	Bought	22,500	4.1000	92,259.99	
11/12/10 14:33	11/17/10	CHINA MEDIAEXPRESS HOLDINGS INC	CCME	Sold	-100	18.4075		1,840.71
11/12/10 14:34	11/17/10	CHINA MEDIAEXPRESS HOLDINGS INC	CCME	Sold	-100	18.3900		1,838.96



Account Number: 6427-4483

Statement Period : November 1, 2010 - November 30, 2010

Account Type: INDIVIDUAL

SECURITIES PURCHASED OR SOLD (Continued)

TRADE DATE	SETTLEMENT DATE	DESCRIPTION	SYMBOL/CUSIP	TRANSACTION TYPE	QUANTITY	PRICE	AMOUNT PURCHASED	AMOUNT SOLD
11/12/10 14:34	11/17/10	CHINA MEDIAEXPRESS HOLDINGS INC	CCME	Sold	-100	18.3400		1,833.96
11/12/10 14:33	11/17/10	CHINA MEDIAEXPRESS HOLDINGS INC	CCME	Sold	-100	18.4100		1,830.97
11/12/10 14:38	11/17/10	CHINA MEDIAEXPRESS HOLDINGS INC	CCME	Sold	-100	18.3800		1,827.97
11/12/10 14:45	11/17/10	CHINA MEDIAEXPRESS HOLDINGS INC	CCME	Sold	-100	18.2200		1,821.96
11/12/10 14:34	11/17/10	CHINA MEDIAEXPRESS HOLDINGS INC	CCME	Sold	-200	18.3600		3,671.93
11/12/10 14:34	11/17/10	CHINA MEDIAEXPRESS HOLDINGS INC	CCME	Sold	-200	18.3200		3,663.93
11/12/10 14:34	11/17/10	CHINA MEDIAEXPRESS HOLDINGS INC	CCME	Sold	-200	18.4000		3,679.93
11/12/10 14:38	11/17/10	CHINA MEDIAEXPRESS HOLDINGS INC	CCME	Sold	-200	18.3400		3,667.93
11/12/10 14:38	11/17/10	CHINA MEDIAEXPRESS HOLDINGS INC	CCME	Sold	-200	18.3300		3,665.93
11/12/10 14:38	11/17/10	CHINA MEDIAEXPRESS HOLDINGS INC	CCME	Sold	-300	18.3500		5,504.90
11/12/10 14:38	11/17/10	CHINA MEDIAEXPRESS HOLDINGS INC	CCME	Sold	-300	18.3100		5,492.90
11/12/10 14:44	11/17/10	CHINA MEDIAEXPRESS HOLDINGS INC	CCME	Sold	-400	18.1900		7,275.87
11/12/10 14:45	11/17/10	CHINA MEDIAEXPRESS HOLDINGS INC	CCME	Sold	-400	18.1600		7,263.87
11/12/10 14:42	11/17/10	CHINA MEDIAEXPRESS HOLDINGS INC	CCME	Sold	-600	18.2600		10,945.82



Account Number: 6427-4483

Statement Period : November 1, 2010 - November 30, 2010

Account Type: INDIVIDUAL

SECURITIES PURCHASED OR SOLD (Continued)

TRADE DATE	SETTLEMENT DATE	DESCRIPTION	SYMBOL/CUSIP	TRANSACTION TYPE	QUANTITY	PRICE	AMOUNT PURCHASED	AMOUNT SOLD
11/12/10 14:37	11/17/10	CHINA MEDIAEXPRESS HOLDINGS INC	CCME	Sold	-700	18.3900		12,872.78
11/12/10 14:45	11/17/10	CHINA MEDIAEXPRESS HOLDINGS INC	CCME	Sold	-1,100	18.2300		20,052.66
11/12/10 14:44	11/17/10	CHINA MEDIAEXPRESS HOLDINGS INC	CCME	Sold	-1,200	18.2400		21,877.64
11/12/10 14:42	11/17/10	CHINA MEDIAEXPRESS HOLDINGS INC	CCME	Sold	-1,700	18.2500		31,024.47
11/12/10 14:45	11/17/10	CHINA MEDIAEXPRESS HOLDINGS INC	CCME	Sold	-1,700	18.1800		30,905.47
11/12/10 14:45	11/17/10	CHINA MEDIAEXPRESS HOLDINGS INC	CCME	Sold	-10,800	18.1500		196,016.68
11/12/10 14:38	11/17/10	CHINA MEDIAEXPRESS HOLDINGS INC	CCME	Sold	-13,200	18.3000		241,555.91
11/12/10 14:34	11/17/10	CHINA MEDIAEXPRESS HOLDINGS INC	CCME	Sold	-15,000	18.3000		274,495.36
11/15/10 09:36	11/18/10	***WOWJOINT HOLDINGS LIMITED	BWOW	Bought	7,500	3.5800	26,859.99	
11/16/10 11:25	11/19/10	CHINA KANGTAI CACTUS BIO-TECH INC	CKGT	Bought	1,000	1.0500	1,059.99	
11/16/10 11:40	11/19/10	CHINA INFRASTRUCTURE CONSTRUCTION CORPORATION	CHNC	Bought	4,000	2.7200	10,889.99	
11/16/10 09:54	11/19/10	CHINA MEDIAEXPRESS HOLDINGS INC	CCME	Sold	-500	16.1900		8,094.86
11/16/10 09:50	11/19/10	CHINA MEDIAEXPRESS HOLDINGS INC	CCME	Sold	-600	16.3400		9,793.84
11/16/10 09:51	11/19/10	CHINA MEDIAEXPRESS HOLDINGS INC	CCME	Sold	-610	16.3000		9,942.83



Account Number: 6427-4483

Statement Period : November 1, 2010 - November 30, 2010

Account Type: INDIVIDUAL

SECURITIES PURCHASED OR SOLD (Continued)

TRADE DATE	SETTLEMENT DATE	DESCRIPTION	SYMBOL/CUSIP	TRANSACTION TYPE	QUANTITY	PRICE	AMOUNT PURCHASED	AMOUNT SOLD
11/16/10 09:54	11/19/10	CHINA MEDIAEXPRESS HOLDINGS INC	CCME	Sold	-800	16.2300		12,973.79
11/16/10 09:51	11/19/10	CHINA MEDIAEXPRESS HOLDINGS INC	CCME	Sold	-1,000	16.3300		16,329.72
11/16/10 09:51	11/19/10	CHINA MEDIAEXPRESS HOLDINGS INC	CCME	Sold	-1,000	16.2700		16,269.72
11/16/10 09:51	11/19/10	CHINA MEDIAEXPRESS HOLDINGS INC	CCME	Sold	-2,600	16.2900		42,353.28
11/16/10 09:54	11/19/10	CHINA MEDIAEXPRESS HOLDINGS INC	CCME	Sold	-3,000	16.2002		48,600.04
11/16/10 09:51	11/19/10	CHINA MEDIAEXPRESS HOLDINGS INC	CCME	Sold	-6,329	16.2500		102,844.51
11/16/10 09:51	11/19/10	CHINA MEDIAEXPRESS HOLDINGS INC	CCME	Sold	-10,561	16.3200		172,352.60
11/16/10 10:50	11/19/10	GC CHINA TURBINE CORP	GCHT	Bought	29,500	0.6000	17,709.99	
11/17/10 12:23	11/22/10	CHINA KANGTAI CACTUS BIO-TECH INC	CKGT	Bought	500	1.0500	534.99	
11/17/10 15:16	11/22/10	GC CHINA TURBINE CORP	GCHT	Bought	5,500	0.6000	3,309.99	
11/19/10 10:01	11/24/10	CHINA MEDICINE CORPORATION	CHME	Sold	-500	1.6300		804.99
11/19/10 10:02	11/24/10	CHINA MEDICINE CORPORATION	CHME	Sold	-17,950	1.6000		28,719.51
11/19/10 14:44	11/24/10	CHINA GROWTH DEVELOPMENT INC	CGDI	Sold	-14,580	0.0700		1,020.58
11/19/10 10:04	11/24/10	CHINA GROWTH DEVELOPMENT INC	CGDI	Sold	-15,000	0.0810		1,204.98
11/19/10 10:08	11/24/10	CHINA INFRASTRUCTURE CONSTRUCTION CORPORATION	CHNC	Sold	-2,050	2.5000		5,124.91
11/19/10 10:04	11/24/10	JADE ART GROUP INC	JADA	Sold	-2,000	0.1800		350.00
11/19/10 10:04	11/24/10	JADE ART GROUP INC	JADA	Sold	-10,000	0.1730		1,729.97



Account Number: 6427-4483

Statement Period : November 1, 2010 - November 30, 2010

Account Type: INDIVIDUAL

SECURITIES PURCHASED OR SOLD (Continued)

TRADE DATE	SETTLEMENT DATE	DESCRIPTION	SYMBOL/CUSIP	TRANSACTION TYPE	QUANTITY	PRICE	AMOUNT PURCHASED	AMOUNT SOLD
11/19/10 10:04	11/24/10	JADE ART GROUP INC	JADA	Sold	-30,000	0.1750		5,249.91
11/19/10 10:04	11/24/10	JADE ART GROUP INC	JADA	Sold	-508,000	0.1700		86,358.54
11/19/10 10:02	11/24/10	S3 INVESTMENT COMPANY INC NEW	SIVC	Sold	-900,000	0.0003		260.00
11/19/10 10:02	11/24/10	S3 INVESTMENT COMPANY INC NEW	SIVC	Sold	-49,100,000	0.0002		9,819.83
11/19/10 10:05	11/24/10	***TONGXIN INTERNATIONAL LTD	TXIC	Sold	-1,500	2.3000		3,439.95
11/19/10 14:33	11/24/10	***TONGXIN INTERNATIONAL LTD	TXIC	Sold	-2,000	1.8600		3,719.93
11/19/10 14:33	11/24/10	***TONGXIN INTERNATIONAL LTD	TXIC	Sold	-3,199	1.8900		6,036.01
11/19/10 14:33	11/24/10	***TONGXIN INTERNATIONAL LTD	TXIC	Sold	-3,301	1.8500		6,106.74
11/19/10 10:03	11/24/10	CHINA KANGTAI CACTUS BIO-TECH INC	CKGT	Sold	-1,500	1.0100		1,504.98
11/19/10 10:20	11/24/10	CHINA ARMCO METALS INC	CNAM	Bought	4,800	3.0000	14,409.99	
11/19/10 10:24	11/24/10	CHINA ARMCO METALS INC	CNAM	Bought	10,000	3.0800	30,809.99	
11/19/10 10:08	11/24/10	CHINA INFRASTRUCTURE CONSTRUCTION CORPORATION	CHNC	Sold	-342	2.5000		854.98
11/19/10 10:04	11/24/10	CHINA INFRASTRUCTURE CONSTRUCTION CORPORATION	CHNC	Sold	-1,658	2.5500		4,227.82
11/19/10 10:03	11/24/10	CHINA INFRASTRUCTURE CONSTRUCTION CORPORATION	CHNC	Sold	-2,000	2.5600		5,109.92
11/19/10 10:05	11/24/10	GC CHINA TURBINE CORP	GCHT	Sold	-7,500	0.5800		4,339.93
11/19/10 10:04	11/24/10	SUBAYE INC	SBAY	Sold	-100	8.2900		828.98
11/19/10 10:04	11/24/10	SUBAYE INC	SBAY	Sold	-240	8.3100		1,994.36
11/19/10 10:04	11/24/10	SUBAYE INC	SBAY	Sold	-460	8.3000		3,817.93



Account Number: 6427-4483

Statement Period : November 1, 2010 - November 30, 2010

Account Type: INDIVIDUAL

SECURITIES PURCHASED OR SOLD (Continued)

TRADE DATE	SETTLEMENT DATE	DESCRIPTION	SYMBOL/CUSIP	TRANSACTION TYPE	QUANTITY	PRICE	AMOUNT PURCHASED	AMOUNT SOLD
11/19/10 10:04	11/24/10	SUBAYE INC	SBAY	Sold	-600	8.3001		4,979.97
11/19/10 10:04	11/24/10	SUBAYE INC	SBAY	Sold	-1,100	8.3200		9,141.85
11/19/10 10:07	11/24/10	SUBAYE INC	SBAY	Sold	-7,500	8.2500		61,873.95
TOTAL SECURITIES ACTIVITY							\$1,397,975.76	\$1,592,804.22

DIVIDENDS & INTEREST ACTIVITY

DATE	TRANSACTION TYPE	DESCRIPTION	SYMBOL/CUSIP	AMOUNT DEBITED	AMOUNT CREDITED
11/26/10	Interest	FROM 10/26 THRU 11/25 @ 3.890% BAL 689,279 AVBAL 1068,044		3,577.65	
TOTAL DIVIDENDS & INTEREST ACTIVITY				\$3,577.65	
NET DIVIDENDS & INTEREST ACTIVITY				\$3,577.65	

WITHDRAWALS & DEPOSITS

DATE	TRANSACTION TYPE	DESCRIPTION	WITHDRAWALS	DEPOSITS
11/01/10	Transfer	ACH WITHDRAWAL REFID:22288829189;	75,000.00	
11/01/10	Adjustment	TRNSFR FROM MARGIN TO CASH		75,000.00
11/01/10	Adjustment	TRNSFR FROM MARGIN TO CASH	75,000.00	
11/08/10	Transfer	ACH WITHDRAWAL REFID:22510749189;	25,000.00	
11/08/10	Adjustment	TRNSFR FROM MARGIN TO CASH		25,000.00
11/08/10	Adjustment	TRNSFR FROM MARGIN TO CASH	25,000.00	
11/10/10	Transfer	ACH WITHDRAWAL REFID:22615199189;	100,000.00	
11/10/10	Adjustment	TRNSFR FROM MARGIN TO CASH		100,000.00
11/10/10	Adjustment	TRNSFR FROM MARGIN TO CASH	100,000.00	
11/17/10	Transfer	ACH WITHDRAWAL REFID:22824492189;	100,000.00	
11/17/10	Adjustment	TRNSFR FROM MARGIN TO CASH		100,000.00



Account Number: 6427-4483

Statement Period : November 1, 2010 - November 30, 2010

Account Type: INDIVIDUAL

WITHDRAWALS & DEPOSITS (Continued)

DATE	TRANSACTION TYPE	DESCRIPTION	WITHDRAWALS	DEPOSITS
11/17/10	Adjustment	TRNSFR FROM MARGIN TO CASH	100,000.00	
11/23/10	Transfer	ACH WITHDRAWAL REFID:22979275189;	10,000.00	
11/23/10	Adjustment	TRNSFR FROM MARGIN TO CASH		10,000.00
11/23/10	Adjustment	TRNSFR FROM MARGIN TO CASH	10,000.00	
11/24/10	Transfer	ACH WITHDRAWAL REFID:23041990189;	100,000.00	
11/24/10	Adjustment	TFR CASH TO MARGIN	159,945.85	
11/24/10	Adjustment	TRNSFR FROM MARGIN TO CASH		100,000.00
11/24/10	Adjustment	TRNSFR FROM MARGIN TO CASH	100,000.00	
11/24/10	Adjustment	TFR CASH TO MARGIN		159,945.85
11/26/10	Transfer	ACH WITHDRAWAL REFID:23083456189;	90,000.00	
11/26/10	Adjustment	TRNSFR FROM MARGIN TO CASH		90,000.00
11/26/10	Adjustment	TRNSFR FROM MARGIN TO CASH	90,000.00	
NET WITHDRAWALS & DEPOSITS			\$500,000.00	

OTHER ACTIVITY

DATE	DESCRIPTION	SYMBOL/ CUSIP	TRANSACTION TYPE	QUANTITY	PRICE	AMOUNT DEBITED	AMOUNT CREDITED
11/01/10	GC CHINA TURBINE CORP SYSTEMATIC JOURNAL	GCHT	Journal	25,000			
11/01/10	***TONGXIN INTERNATIONAL LTD SYSTEMATIC JOURNAL	TXIC	Journal	5,850			
11/01/10	GC CHINA TURBINE CORP SYSTEMATIC JOURNAL	GCHT	Journal	-25,000			
11/01/10	***TONGXIN INTERNATIONAL LTD SYSTEMATIC JOURNAL	TXIC	Journal	-5,850			
11/02/10	***TONGXIN INTERNATIONAL LTD SYSTEMATIC JOURNAL	TXIC	Journal	4,150			
11/02/10	***TONGXIN INTERNATIONAL LTD SYSTEMATIC JOURNAL	TXIC	Journal	-4,150			



Account Number: 6427-4483

Statement Period : November 1, 2010 - November 30, 2010

Account Type: INDIVIDUAL

OTHER ACTIVITY (Continued)

DATE	DESCRIPTION	SYMBOL/ CUSIP	TRANSACTION TYPE	QUANTITY	PRICE	AMOUNT DEBITED	AMOUNT CREDITED
11/04/10	***WTS CHINA CERAMICS CO LTD DUE 11/16/12 EXP 11/16/2012 SYSTEMATIC JOURNAL	CCCLW	Journal	-180,900			
11/04/10	***WTS CHINA CERAMICS CO LTD DUE 11/16/12 EXP 11/16/2012 SYSTEMATIC JOURNAL	CCCLW	Journal	180,900			
11/05/10	CHINA REDSTONE GROUP INC SYSTEMATIC JOURNAL	CGPI	Journal	10,000			
11/05/10	WEIKANG BIO-TECHNOLOGY GROUP COMPANY INC SYSTEMATIC JOURNAL	WKBT	Journal	10,000			
11/05/10	CHINA REDSTONE GROUP INC SYSTEMATIC JOURNAL	CGPI	Journal	-10,000			
11/05/10	WEIKANG BIO-TECHNOLOGY GROUP COMPANY INC SYSTEMATIC JOURNAL	WKBT	Journal	-10,000			
11/16/10	CHINA SHANDONG INDUSTRIES INC NEW SYSTEMATIC JOURNAL	CSNH	Journal	2,000			
11/16/10	CHINA SHANDONG INDUSTRIES INC NEW SYSTEMATIC JOURNAL	CSNH	Journal	-2,000			
11/17/10	CHINA SHANDONG INDUSTRIES INC NEW SYSTEMATIC JOURNAL	CSNH	Journal	22,500			
11/17/10	CHINA SHANDONG INDUSTRIES INC NEW SYSTEMATIC JOURNAL	CSNH	Journal	-22,500			
11/22/10	GC CHINA TURBINE CORP SYSTEMATIC JOURNAL	GCHT	Journal	27,500			
11/22/10	GC CHINA TURBINE CORP SYSTEMATIC JOURNAL	GCHT	Journal	-27,500			