

July 1, 2010 - July 31, 2010

Account Number: 6427-4483

Account Type: INDIVIDUAL

**E\*TRADE Securities LLC**

PO Box 1542

Merrifield, VA 22116

1-800-ETRADE-1 (1-800-387-2331)

etrade.com Member FINRA/SIPC

**Customer Update:****NO ACCOUNT SERVICE FEE**

We're committed to delivering a clear, simple customer experience. Visit [etrade.com/noasf](http://etrade.com/noasf) to learn more.

**IMPORTANT INFORMATION:****WHAT EVERY INVESTOR SHOULD KNOW**

Smart investing starts with the right education. Free videos, web seminars, tutorials and more at [etrade.com/education](http://etrade.com/education).



AHMED A ABDEL-LATIEF  
50601 HEDGEWOOD CT  
GRANGER IN 46530-6835

**Account At A Glance****\$2,704,591.18**

As of 06/30/10

**\$2,621,019.36**

As of 07/31/10

**Net Change:****\$-83,571.82**

Securities products and services are offered by E\*TRADE Securities LLC, Member FINRA. Your account is carried by an affiliate, E\*TRADE Clearing LLC, Member NYSE/FINRA/SIPC, which maintains your funds and securities. Please promptly report any inaccuracy or discrepancy in your account to both E\*TRADE Securities LLC at 1-800-ETRADE-1 and E\*TRADE Clearing LLC at 201-499-6247. You should re-confirm any oral communication in writing to further protect your rights, including rights under the Securities Investor Protection Act (SIPA).

DETACH HERE

AHMED A ABDEL-LATIEF  
50601 HEDGEWOOD CT  
GRANGER IN 46530-6835

DETACH HERE

**Use This Deposit Slip****Acct: 6427-4483****Please do not send cash**

Make checks payable to E\*TRADE Clearing LLC.

Mail deposits to:



E\*TRADE CLEARING LLC

P.O. Box 1542

Merrifield, VA 22116-1542

**TOTAL DEPOSIT**

Dollars	Cents

073120100001 111642744838

**E\*TRADE Securities**  
Investment Account



**E\*TRADE**  
**FINANCIAL**  
Trading • Investing • Banking



Please refer to the E\*TRADE Securities Brokerage Customer Agreement for a complete discussion of the terms and conditions governing your account. If you have questions regarding the Customer Agreement or your account, please e-mail us through [etrade.com](mailto:etrade.com) or call 1-800-ETRADE1.

THE INFORMATION CONTAINED IN YOUR ACCOUNT STATEMENT SHALL BE BINDING UPON YOU IF YOU DO NOT OBJECT, EITHER IN WRITING OR VIA ELECTRONIC MAIL, WITHIN FIVE (5) DAYS AFTER THE ACCOUNT STATEMENT IS FIRST RECEIVED BY YOU, OR WITHIN SIXTY (60) DAYS FOR ANY TRANSFER OF FUNDS SUBJECT TO REGULATION E, SUCH AS ATM AND POINT-OF-SALE TRANSFERS, DEBIT TRANSACTIONS, DIRECT DEPOSITS, AND WITHDRAWALS. IN CASE OF ERRORS OR QUESTIONS ABOUT YOUR ELECTRONIC TRANSFERS, DIRECT INQUIRIES TO 1-800-ETRADE1 OR WRITE TO US AT E\*TRADE SECURITIES LLC, P.O. BOX 1542, MERRIFIELD, VA 22116-1542.

**Applicable Rules and Regulations.** All transactions in your account shall be subject to the constitution, rules, regulations, customs, and usages of the exchange or market, and its clearing house, where the transactions are executed by E\*TRADE Clearing LLC (ETC) or its agents, including ETC subsidiaries and affiliates. Also, where applicable, the transactions shall be subject to the provisions of the Securities Act of 1933, as amended, the Securities Exchange Act of 1934, as amended, and the rules and regulations of the Securities and Exchange Commission ("SEC"), the Board of Governors of the Federal Reserve System, and any applicable self-regulatory organization.

**Securities Pricing.** The amounts printed in the market value column of the Account Holdings section, or any amounts derived there from, are based on U.S. month end prices and are provided to us by outside quotation services for the securities currently held by us in your account. Prices of municipal bonds, certain over-the-counter securities, and federal obligations are approximations and are only for guidance purposes. The prices used are based on the last reported transaction known to the quotation services or of the yields or values that are calculated on the basis of these prices. The value of brokered CDs reflected on this statement is estimated by a third-party pricing service. Actual value may differ if you elect to sell your CD(s) in the secondary market.

**Interest/Dividends.** We are required by law to report annually to you and to the Internal Revenue Service on Form 1099 any taxable interest, dividends, and capital gains credited to your account, as well as any taxes withheld. The year-to-date figures shown on your statement reflect these amounts classified to the best of our current knowledge. However, some payments are subject to reclassification, which will be reflected on subsequent statements if we are advised of them prior to the end of the calendar year.

**SIPC and Other Insurance Coverage.** ETC is a member of the Securities Investor Protection Corporation ("SIPC"). SIPC currently protects the assets in each of your securities accounts at ETC up to \$500,000, of which no more than \$100,000 may be in cash. Visit [www.sipc.org](http://www.sipc.org) or call (202) 371-8300 for more information including a brochure on SIPC protection. (Please note that money market mutual fund balances are not considered cash; they are considered to be securities.) Additional protection has been secured through an independent insurer. Account protection does not cover the market risks associated with investing.

**Trading in non-U.S. Markets.** Investing outside the United States involves additional risks related to currency fluctuations, economic and political differences and differences in accounting standards. In order to trade in non-U.S. markets, you first must either: (1) convert U.S. dollars held in your account to the applicable currency of the non-U.S. market in which you wish to trade; or (2) transfer into your account the applicable non-U.S. currency. Currency exchanges are affected by affiliates of ETC on a principal basis, and may include a mark-up or mark-down, as appropriate. You should be aware that more favorable exchange rates may be available through third parties not affiliated with ETC. These currency transactions are not regulated or overseen by the SEC or the Commodities Futures Trading Commission, or any of the securities or commodities self-regulatory organizations. Securities trades executed on a non-U.S. exchange will be effected by one or more affiliates of ETC, which may be compensated for their services.

**Payment for Order Flow.** The SEC (as well as the FINRA) requires that all broker-dealers inform their customers when a new account is opened, and on an annual basis thereafter, of payment for order flow practices (compensation received for placing orders through specialists on national

securities exchanges, over-the-counter market makers, alternative trading systems, and ECN's (collectively, "market centers")). Consistent with the overriding principle of best execution, ETC, at the direction of its affiliate E\*TRADE Securities LLC ("ETS"), routes orders to various market centers. ETS, through ETC, receives remuneration (generally in the form of per share cash payments or through profit sharing arrangements) for routing orders in securities to particular market centers for execution. Such remuneration is considered compensation to ETS, and the source and amount of any compensation received in connection with your transaction will be disclosed to you upon written request. E\*TRADE Financial Corp. has a financial interest in ISE Stock Exchange, LLC, CHX Holdings, Inc. (owner and operator of the Chicago Stock Exchange) and a market maker subsidiary (E\*TRADE Capital Markets). ETS takes a number of factors into consideration in determining where to route customers' orders, including, but not limited to: speed of execution; price improvement opportunities (executions at prices superior to the then prevailing inside market); automatic execution guarantees; the availability of efficient and reliable order handling systems; level of service provided; the cost of executing orders; and, all other factors being equal, whether or not it will receive cash or non-cash payments for routing order flow and reciprocal business arrangements. ETC and ETS regularly and rigorously review transactions and market centers for execution quality based on the foregoing factors.

**Margin Accounts.** Whether a purchase may be made on margin, how much of the purchase price must be in your account at the time you place your order, and your margin maintenance requirements are determined by the Federal Reserve Board ("FRB"), by applicable exchange rules and by ETC. For our protection, we reserve the right, at any time and without prior notice to you, to impose stricter requirements than those imposed by the FRB or applicable exchange rules. You will be charged interest on a daily basis on all debit balances that you owe to ETC and on credit extended to you by ETC for the purpose of purchasing, carrying, or trading in securities or otherwise. Interest is calculated on a 360-day basis using settlement date balances. The applicable interest rate for margin loans is a fixed percentage above ETC's Base Rate, which is set at our discretion with reference to commercially recognized interest rates. The margin interest rate will change without prior notice as the Base Rate changes. Information about ETC's Base Rate is available upon written request to ETC. For more information on how ETC calculates interest, please see the E\*TRADE Securities Brokerage Customer Agreement.

**Cash Balances.** Any cash balances are held unsegregated and may be used by ETC in the conduct of its business, subject to the limitations of Rule 15c3-3 under the Securities Exchange Act of 1934. ETC reserves the right to require seven days' prior notice before permitting a withdrawal or transfer of funds from the time sub-account of my Cash Balance. ETC has no present intention of exercising this provision. However, ETC may, at its sole discretion, choose to do so in the future.

**Options Trading.** If you are approved for options trading, you are responsible for advising ETC of any material changes in your investment objectives or financial situation. Additionally, further information regarding commissions and other charges related to the execution of option transactions has been included in the confirmations of such transactions previously provided to you. Such information will also be made available promptly upon request.

**Random Allocation of Options Exercise Notices.** Exercise assignment notices for options contracts are allocated among customer short options positions in accordance with a random allocation method. A detailed description of ETC's random allocation method is available upon request.

**Financial Statement.** A financial statement of ETC is available for your inspection at [etrade.com](http://etrade.com) or will be mailed to you upon your written request.

ETC is an indirect subsidiary of E\*TRADE Financial Corporation.

If you have a complaint, please call 1-800-ETRADE1, or write to: E\*TRADE Securities LLC, P.O. Box 1542, Merrifield, VA 22116.

#### General Information

**This Statement's Closing Equity.** Market value of all long positions less the market value of all short positions, plus or minus the dollar amount of the net closing money balance.

**Net Change in Equity.** The difference between this statement's closing equity and last statement's closing equity.

**Margin Interest.** Interest expense charges on the daily debit balance in your account.

**Market Value.** The closing price of each security position as of the last business day of the month. (Market value of some positions may be omitted).

**Money Activity Summary.** Total debit (such as purchases, withdrawals, margin interest charges) and total credits (such as sales, deposits, interest, or dividend income) to your account, along with the Combined Opening and Combined Closing balances, are reflected as of the last business day of the statement period.

**Activity/Trade Date.** Trade date or transaction date of other entries.

**Total Portfolio Percent.** Percentage of your holding by issue of security.

**DIV/CPN% Yield.** Annual dividend or bond % yield.

**Open Orders.** Buy or sell orders for securities that have not yet been executed or canceled.

**Symbol/CUSIP.** The symbol or identification number for each security.



Account Number: 6427-4483

Statement Period : July 1, 2010 - July 31, 2010

Account Type: INDIVIDUAL

**Customer Update:**

**NEED HELP? Visit our Online Service Center.** The fastest way to get the answers you need. Go to [etrade.com/servicecenter](http://etrade.com/servicecenter)

**ACCOUNT OVERVIEW**

Last Statement Date: June 30, 2010


Beginning Account Value (On 06/30/10): \$ 2,704,591.18

Ending Account Value (On 07/31/10): \$ 2,621,019.36

Net Change: \$ -83,571.82

For current rates, please visit [etrade.com/rates](http://etrade.com/rates)

**ASSET ALLOCATION (AS OF 07/31/10)**



100.00% - Stocks, Options & ETF (Long)

**ACCOUNT VALUE SUMMARY**

	AS OF 07/31/10	AS OF 06/30/10	% CHANGE
Margin Balance	\$ -914,943.25	\$ -871,508.67	-4.98%
<b>Total Cash/Margin Debt</b>	<b>\$ -914,943.25</b>	<b>\$ -871,508.67</b>	<b>-4.98%</b>
Stocks, Options & ETF (Long)	\$3,535,962.61	\$3,576,099.85	-1.12%
<b>Total Value of Securities</b>	<b>\$3,535,962.61</b>	<b>\$3,576,099.85</b>	<b>-1.12%</b>
<b>Net Account Value</b>	<b>\$2,621,019.36</b>	<b>\$2,704,591.18</b>	<b>-3.09%</b>

Securities products and services are offered by E\*TRADE Securities LLC, Member FINRA/SIPC. Sweep Deposit Account is a bank deposit account with E\*TRADE Bank, a Federal savings bank, Member FDIC. IRA, Keogh and certain other retirement sweep deposit accounts at each bank are FDIC-insured up to a maximum of \$250,000; all other accounts are FDIC-insured to at least \$100,000. Securities products and cash balances other than Sweep Deposit Account funds are not FDIC-insured, are not guaranteed deposits or obligations of E\*TRADE Bank, and are subject to investment risk, including possible loss of the principal invested.

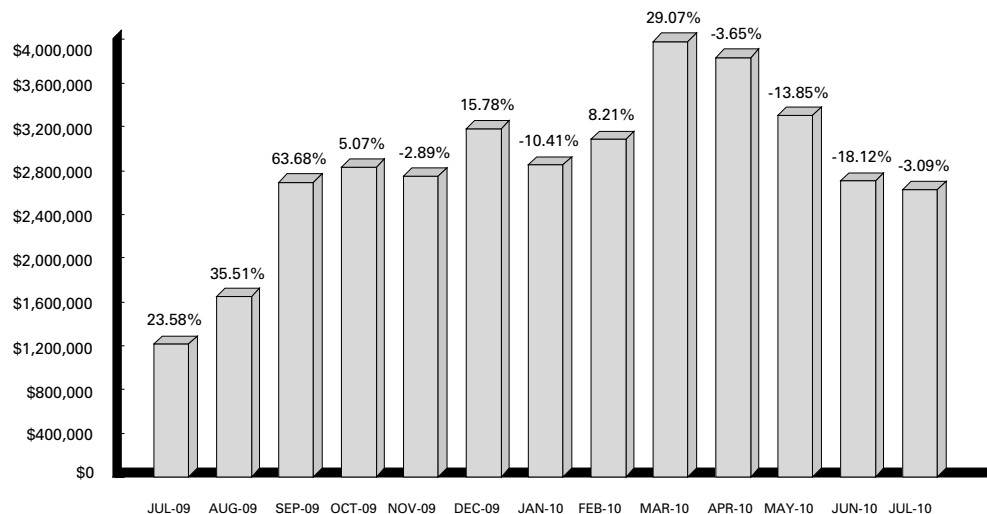


Account Number: 6427-4483

Statement Period : July 1, 2010 - July 31, 2010

Account Type: INDIVIDUAL

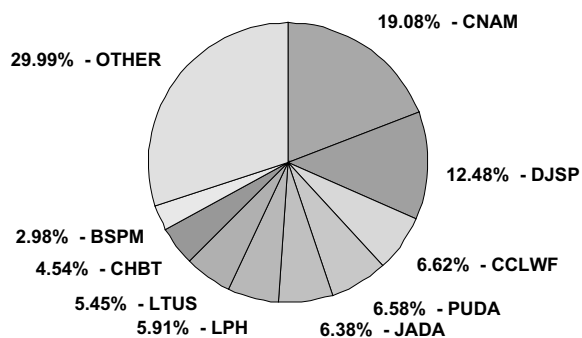
### NET ACCOUNT VALUE BY MONTH END



### ACCOUNT TRANSACTION SUMMARY

DESCRIPTION	THIS PERIOD	YEAR TO DATE
Securities Purchased	\$ -388,965.58	\$ -3,323,509.93
Securities Sold	\$ 347,303.49	\$ 2,470,193.66
<u>Interest Received</u>		
Taxable	\$ 0.00	\$ 0.24
<u>Dividends Received</u>		
Taxable	\$ 1,100.00	\$ 7,245.04
Margin Interest	\$ -2,872.49	\$ -12,621.38

### TOP 10 ACCOUNT HOLDINGS (AS OF 07/31/10)





Account Number: 6427-4483

Statement Period : July 1, 2010 - July 31, 2010

Account Type: INDIVIDUAL

## ACCOUNT HOLDINGS

### CASH & CASH EQUIVALENTS (0.00% of Holdings)

DESCRIPTION	OPENING BALANCE	CLOSING BALANCE	PORTFOLIO (%)	AVG BALANCE
-------------	--------------------	--------------------	------------------	----------------

The Extended Insurance Sweep Deposit Account (ESDA) program is comprised of deposit accounts with E\*TRADE Bank and up to four other depository institutions. The ESDA account at each bank is FDIC-insured up to \$250,000.00 but is not covered by SIPC.

**TOTAL CASH & CASH EQUIVALENTS YTD INTEREST (SWEEP ONLY)** **\$0.24**

### STOCKS, OPTIONS & EXCHANGE-TRADED FUNDS (100.00% of Holdings)

DESCRIPTION	SYMBOL/ CUSIP	ACCT TYPE	QUANTITY	PRICE	TOTAL MKT VALUE	PORTFOLIO (%)	EST. ANNUAL INCOME	EST. ANNUAL YIELD (%)
AMERICAN CAPITAL LIMITED	ACAS	Margin	0.0776	5.1900	0.40	0.00		
BIOSTAR PHARMACEUTICALS INC	BSPM	Margin	39,700	2.6500	105,205.00	2.98		
CHINA AGRI-BUSINESS INC	CHBU	Cash	20,000	0.5480	10,960.00	0.31		
CHINA ARMCO METALS INC	CNAM	Margin	177,572	3.8000	674,773.60	19.08		
CHINA BIOLOGIC PRODUCTS INC	CBPO	Margin	4,000	12.7800	51,120.00	1.45		
CHINA BIOTICS INC	CHBT	Margin	12,000	13.3900	160,680.00	4.54		
CHINA CLEAN ENERGY INC	CCGY	Cash	149,000	0.5800	86,420.00	2.44		
CHINA ENERGY CORPORATION	CHGY	Cash	60,100	1.6300	97,963.00	2.77		
CHINA FINANCE INC	CHFI	Cash	13,000	0.0950	1,235.00	0.03		
CHINA GROWTH DEVELOPMENT INC	CGDI	Cash	29,580	0.1400	4,141.20	0.12		
CHINA INFRASTRUCTURE CONSTRUCTION CORPORATION	CHNC	Cash	6,050	3.1400	18,997.00	0.54		
CHINA KANGTAI CACTUS BIO-TECH INC	CKGT	Cash	43,500	1.2200	53,070.00	1.50		
***CHINA LINEN TEXTILE INDUSTRY LTD	CTXIE	Cash	50,000	0.9600	48,000.00	1.36		
CHINA MEDICINE CORPORATION	CHME	Cash	21,300	2.6700	56,871.00	1.61		
CHINA ORGANIC AGRICULTURE INC	CNOA	Cash		0.4800	0.00	0.00		
CHINA POWER EQUIPMENT INC	CPQQ	Cash	21,205	2.6500	56,193.25	1.59		



Account Number: 6427-4483

Statement Period : July 1, 2010 - July 31, 2010

Account Type: INDIVIDUAL

**STOCKS, OPTIONS & EXCHANGE-TRADED FUNDS (Continued)**

DESCRIPTION	SYMBOL/ CUSIP	ACCT TYPE	QUANTITY	PRICE	TOTAL MKT VALUE	PORTFOLIO (%)	EST. ANNUAL INCOME	EST. ANNUAL YIELD (%)
CHINA SUN GROUP HIGH TECH CO	CSGH	Cash	55,520	0.8700	48,302.40	1.37		
***DJSP ENTERPRISES INC	DJSP	Margin	117,950	3.7400	441,133.00	12.48		
GC CHINA TURBINE CORP	GCHT	Cash	50,000	1.2300	61,500.00	1.74		
GOLD HORSE INTERNATIONAL INC	GHII	Cash	345,378	0.1000	34,537.80	0.98		
HEARUSA INC NEW	EAR	Margin		0.9156	0.00	0.00		
JADE ART GROUP INC	JADA	Cash	550,000	0.4100	225,500.00	6.38		
LONGWEI PETROLEUM INVESTMENT HOLDING LIMITED	LPH	Cash		2.2200	0.00	0.00		
LONGWEI PETROLEUM INVESTMENT HOLDING LIMITED	LPH	Margin	94,100	2.2200	208,902.00	5.91		
LOTUS PHARMACEUTICALS INC	LTUS	Cash	200,850	0.9600	192,816.00	5.45		
NEW ENERGY SYSTEMS GROUP	NEWN	Cash	11,759	6.1000	71,729.90	2.03		
PUDA COAL INC NEW	PUDA	Margin	26,143	8.9000	232,672.70	6.58		
SINO CLEAN ENERGY INC NEW	SCEI	Cash	9,550	5.3000	50,615.00	1.43		
SKYSTAR BIO PHARMACEUTICAL COMPANY NEW	SKBI	Margin	16,736	6.2700	104,934.72	2.97		
SONGZAI INTERNATIONAL HOLDING GROUP INC NEW	83545W206	Cash		5.2400	0.00	0.00		
S3 INVESTMENT COMPANY INC NEW	SIVC	Cash	50,000,000	0.0002	10,000.00	0.28		
U S CHINA MINING GROUP INC	SGZH	Cash	10,411	5.2400	54,553.64	1.54		
WEIKANG BIO-TECHNOLOGY GROUP COMPANY INC	WKBT	Cash	17,800	3.1200	55,536.00	1.57		



Account Number: 6427-4483

Statement Period : July 1, 2010 - July 31, 2010

Account Type: INDIVIDUAL

**STOCKS, OPTIONS & EXCHANGE-TRADED FUNDS (Continued)**

DESCRIPTION	SYMBOL/ CUSIP	ACCT TYPE	QUANTITY	PRICE	TOTAL MKT VALUE	PORTFOLIO (%)	EST. ANNUAL INCOME	EST. ANNUAL YIELD (%)
***WTS CHINA CERAMICS CO LTD EXP 11/16/2012	CCLWF	Cash	180,000	1.3000	234,000.00	6.62		
***WTS DJSP ENTERPRISES INC 08/11/2012 EXP 08/11/2012	DJSPW	Margin	95,000	0.8800	83,600.00	2.36		
<b>TOTAL STOCKS, OPTIONS &amp; ETF</b>					<b>\$3,535,962.61</b>	<b>100.00%</b>		
<b>TOTAL PRICED PORTFOLIO HOLDINGS (ON 07/31/10)</b>					<b>\$2,621,019.36</b>			

**TRANSACTION HISTORY**

**SECURITIES PURCHASED OR SOLD**

TRADE DATE	SETTLEMENT DATE	DESCRIPTION	SYMBOL/ CUSIP	TRANSACTION TYPE	QUANTITY	PRICE	AMOUNT PURCHASED	AMOUNT SOLD
06/29/10 15:33	07/02/10	NEW ENERGY SYSTEMS GROUP	NEWN	Sold	-500	6.7000		3,339.95
06/29/10 15:40	07/02/10	NEW ENERGY SYSTEMS GROUP	NEWN	Sold	-1,000	6.5000		6,489.90
06/29/10 15:40	07/02/10	NEW ENERGY SYSTEMS GROUP	NEWN	Sold	-2,500	6.4500		16,124.72
06/29/10 15:35	07/02/10	NEW ENERGY SYSTEMS GROUP	NEWN	Sold	-5,000	6.6500		33,239.44
06/29/10 15:33	07/02/10	CHINA ARMCO METALS INC	CNAM	Bought	25,000	3.3600	84,009.99	
06/30/10 15:37	07/06/10	CHINA KANGTAI CACTUS BIO-TECH INC	CKGT	Sold	-500	1.3200		649.99
06/30/10 15:38	07/06/10	CHINA ORGANIC AGRICULTURE INC	CNOA	Sold	-143,450	0.4900		70,279.32
06/30/10 15:35	07/06/10	LOTUS PHARMACEUTICALS INC	LTUS	Sold	-18,200	0.8600		15,641.74
06/30/10 15:26	07/06/10	NEW ENERGY SYSTEMS GROUP	NEWN	Sold	-600	6.3400		3,793.94
06/30/10 15:40	07/06/10	CHINA ARMCO METALS INC	CNAM	Bought	2,400	2.9900	7,185.99	
06/30/10 15:41	07/06/10	CHINA ARMCO METALS INC	CNAM	Bought	2,400	2.9900	7,185.99	



Account Number: 6427-4483

Statement Period : July 1, 2010 - July 31, 2010

Account Type: INDIVIDUAL

**SECURITIES PURCHASED OR SOLD (Continued)**

TRADE DATE	SETTLEMENT DATE	DESCRIPTION	SYMBOL/CUSIP	TRANSACTION TYPE	QUANTITY	PRICE	AMOUNT PURCHASED	AMOUNT SOLD
06/30/10 15:40	07/06/10	CHINA ARMCO METALS INC	CNAM	Bought	7,600	3.0000	22,800.00	
06/30/10 15:41	07/06/10	CHINA ARMCO METALS INC	CNAM	Bought	7,600	2.9700	22,572.00	
07/02/10 12:54	07/08/10	CHINA ORGANIC AGRICULTURE INC	CNOA	Sold	-10,000	0.4700		4,689.93
07/02/10 12:54	07/08/10	CHINA ORGANIC AGRICULTURE INC	CNOA	Sold	-17,800	0.4600		8,187.86
07/02/10 13:06	07/08/10	LOTUS PHARMACEUTICALS INC	LTUS	Sold	-2,000	0.8601		1,710.18
07/02/10 13:07	07/08/10	LOTUS PHARMACEUTICALS INC	LTUS	Sold	-5,000	0.8650		4,324.92
07/02/10 13:06	07/08/10	LOTUS PHARMACEUTICALS INC	LTUS	Sold	-9,200	0.8600		7,911.86
07/02/10 12:51	07/08/10	NEW ENERGY SYSTEMS GROUP	NEWN	Sold	-16,286	5.6500		92,004.35
07/02/10 12:54	07/08/10	BIOSTAR PHARMACEUTICALS INC	BSPM	Sold	-300	2.6700		790.99
07/02/10 13:05	07/08/10	HEARUSA INC NEW	EAR	Sold	-60,000	0.9800		58,789.01
07/06/10 12:28	07/09/10	CHINA ORGANIC AGRICULTURE INC	CNOA	Sold	-2,000	0.4220		843.98
07/06/10 12:28	07/09/10	CHINA ORGANIC AGRICULTURE INC	CNOA	Sold	-2,000	0.4400		869.99
07/06/10 12:28	07/09/10	CHINA ORGANIC AGRICULTURE INC	CNOA	Sold	-2,350	0.4210		989.33
07/06/10 12:28	07/09/10	CHINA ORGANIC AGRICULTURE INC	CNOA	Sold	-25,690	0.4201		10,792.18
07/06/10 12:28	07/09/10	NEW ENERGY SYSTEMS GROUP	NEWN	Sold	-1,000	5.8500		5,839.91
07/06/10 12:52	07/09/10	GOLD HORSE INTERNATIONAL INC	GHII	Bought	134,000	0.1000	13,409.99	
07/07/10 14:08	07/12/10	CHINA BIOTICS INC	CHBT	Bought	200	12.9800	2,605.99	
07/07/10 14:08	07/12/10	CHINA BIOTICS INC	CHBT	Bought	1,800	12.9900	23,382.00	
07/07/10 14:08	07/12/10	CHINA BIOTICS INC	CHBT	Bought	3,000	13.0000	39,000.00	
07/09/10 15:35	07/14/10	CHINA ARMCO METALS INC	CNAM	Bought	2,400	3.0300	7,281.99	
07/12/10 12:39	07/15/10	CHINA ARMCO METALS INC	CNAM	Bought	20,000	3.0700	61,409.99	





Account Number: 6427-4483

Statement Period : July 1, 2010 - July 31, 2010

Account Type: INDIVIDUAL

**SECURITIES PURCHASED OR SOLD (Continued)**

TRADE DATE	SETTLEMENT DATE	DESCRIPTION	SYMBOL/CUSIP	TRANSACTION TYPE	QUANTITY	PRICE	AMOUNT PURCHASED	AMOUNT SOLD
07/14/10 15:12	07/19/10	CHINA ARMCO METALS INC	CNAM	Bought	10,000	3.5300	35,309.99	
07/15/10 15:50	07/20/10	CHINA ARMCO METALS INC	CNAM	Bought	172	3.4400	601.67	
07/16/10 11:47	07/21/10	NEW ENERGY SYSTEMS GROUP	NEWN	Bought	10,000	6.2200	62,209.99	
<b>TOTAL SECURITIES ACTIVITY</b>							<b>\$388,965.58</b>	<b>\$347,303.49</b>

**UNSETTLED TRADES**

TRADE DATE	SETTLEMENT DATE	DESCRIPTION	SYMBOL/CUSIP	TRANSACTION TYPE	QUANTITY	PRICE	AMOUNT PURCHASED	AMOUNT SOLD
07/28/10		***DJSP ENTERPRISES INC	DJSP	Sold	17,950	3.9200		70,352.82

**DIVIDENDS & INTEREST ACTIVITY**

DATE	TRANSACTION TYPE	DESCRIPTION	SYMBOL/CUSIP	AMOUNT DEBITED	AMOUNT CREDITED
07/02/10	Dividend	MCG CAPITAL CORP CASH DIV ON 10000 SHS REC 06/02/10 PAY 07/02/10 NON-QUALIFIED DIVIDEND	MCGC		1,100.00
07/26/10	Interest	FROM 06/26 THRU 07/25 @ 4.140% BAL 912,070 AVBAL 832,605		2,872.49	
<b>TOTAL DIVIDENDS &amp; INTEREST ACTIVITY</b>				<b>\$2,872.49</b>	<b>\$1,100.00</b>
<b>NET DIVIDENDS &amp; INTEREST ACTIVITY</b>				<b>\$1,772.49</b>	

**WITHDRAWALS & DEPOSITS**

DATE	TRANSACTION TYPE	DESCRIPTION	WITHDRAWALS	DEPOSITS
07/02/10	Adjustment	TFR CASH TO MARGIN	59,194.01	
07/02/10	Adjustment	TFR CASH TO MARGIN		59,194.01
07/06/10	Adjustment	TFR CASH TO MARGIN	90,364.99	
07/06/10	Adjustment	TFR CASH TO MARGIN		90,364.99
07/08/10	Adjustment	TFR CASH TO MARGIN	118,829.10	
07/08/10	Adjustment	TFR CASH TO MARGIN		118,829.10
07/09/10	Adjustment	TFR CASH TO MARGIN	19,335.39	



Account Number: 6427-4483

Statement Period : July 1, 2010 - July 31, 2010

Account Type: INDIVIDUAL

**WITHDRAWALS & DEPOSITS (Continued)**

DATE	TRANSACTION TYPE	DESCRIPTION	WITHDRAWALS	DEPOSITS
07/09/10	Adjustment	TFR CASH TO MARGIN		19,335.39

**NET WITHDRAWALS & DEPOSITS**

**\$0.00**

**OTHER ACTIVITY**

DATE	DESCRIPTION	SYMBOL/ CUSIP	TRANSACTION TYPE	QUANTITY	PRICE	AMOUNT DEBITED	AMOUNT CREDITED
07/12/10	GOLD HORSE INTERNATIONAL INC SYSTEMATIC JOURNAL	GHII	Journal	134,000			
07/12/10	GOLD HORSE INTERNATIONAL INC SYSTEMATIC JOURNAL	GHII	Journal	-134,000			
07/22/10	NEW ENERGY SYSTEMS GROUP SYSTEMATIC JOURNAL	NEWN	Journal	10,000			
07/22/10	NEW ENERGY SYSTEMS GROUP SYSTEMATIC JOURNAL	NEWN	Journal	-10,000			
07/23/10	LONGWEI PETROLEUM INVESTMENT HOLDING LIMITED SYSTEMATIC JOURNAL	LPH	Journal	-94,100			
07/23/10	LONGWEI PETROLEUM INVESTMENT HOLDING LIMITED SYSTEMATIC JOURNAL	LPH	Journal	94,100			
07/30/10	SONGZAI INTERNATIONAL HOLDING GROUP INC NEW NAME CHANGE 1 FOR 1 INTO CUSIP # 90345Q107	83545W206	Name Change	-10,411			
07/30/10	U S CHINA MINING GROUP INC RESULT OF NAME CHANGE	SGZH	Name Change	10,411			