

January 1, 2010 - January 31, 2010

Account Number: 6427-4483

Account Type: INDIVIDUAL

E*TRADE Securities LLC

PO Box 1542

Merrifield, VA 22116

1-800-ETRADE-1 (1-800-387-2331)

etrade.com Member FINRA/SIPC

Customer Update:**"Someday" Always Comes.**

Plan for retirement with help from E*TRADE Securities. Everything you need to create a plan and select the right investments. Visit www.etrade.com/someday.

IMPORTANT INFORMATION:

Tax Questions? Go to www.etrade.com/taxcenter for more information.



AHMED A ABDEL-LATIEF
50601 HEDGEWOOD CT
GRANGER IN 46530-6835

Account At A Glance**\$3,180,336.75**

As of 12/31/09

\$2,849,417.43

As of 01/31/10

Net Change:**\$-330,919.32**

Securities products and services are offered by E*TRADE Securities LLC, Member FINRA. Your account is carried by an affiliate, E*TRADE Clearing LLC, Member NYSE/FINRA/SIPC, which maintains your funds and securities. Please promptly report any inaccuracy or discrepancy in your account to both E*TRADE Securities LLC at 1-800-ETRADE-1 and E*TRADE Clearing LLC at 201-499-6247. You should re-confirm any oral communication in writing to further protect your rights, including rights under the Securities Investor Protection Act (SIPA).

DETACH HERE

AHMED A ABDEL-LATIEF
50601 HEDGEWOOD CT
GRANGER IN 46530-6835

DETACH HERE

Use This Deposit Slip**Acct: 6427-4483****Please do not send cash**

Make checks payable to E*TRADE Clearing LLC.

Mail deposits to:



E*TRADE CLEARING LLC
P.O. Box 1542
Merrifield, VA 22116-1542

TOTAL DEPOSIT

Dollars	Cents

013120100001 111642744838

E*TRADE Securities
Investment Account



E*TRADE
FINANCIAL
Trading • Investing • Banking



Please refer to the E*TRADE Securities Brokerage Customer Agreement for a complete discussion of the terms and conditions governing your account. If you have questions regarding the Customer Agreement or your account, please e-mail us through etrade.com or call 1-800-ETRADE1.

THE INFORMATION CONTAINED IN YOUR ACCOUNT STATEMENT SHALL BE BINDING UPON YOU IF YOU DO NOT OBJECT, EITHER IN WRITING OR VIA ELECTRONIC MAIL, WITHIN FIVE (5) DAYS AFTER THE ACCOUNT STATEMENT IS FIRST RECEIVED BY YOU, OR WITHIN SIXTY (60) DAYS FOR ANY TRANSFER OF FUNDS SUBJECT TO REGULATION E, SUCH AS ATM AND POINT-OF-SALE TRANSFERS, DEBIT TRANSACTIONS, DIRECT DEPOSITS, AND WITHDRAWALS. IN CASE OF ERRORS OR QUESTIONS ABOUT YOUR ELECTRONIC TRANSFERS, DIRECT INQUIRIES TO 1-800-ETRADE1 OR WRITE TO US AT E*TRADE SECURITIES LLC, P.O. BOX 1542, MERRIFIELD, VA 22116-1542.

Applicable Rules and Regulations. All transactions in your account shall be subject to the constitution, rules, regulations, customs, and usages of the exchange or market, and its clearing house, where the transactions are executed by E*TRADE Clearing LLC (ETC) or its agents, including ETC subsidiaries and affiliates. Also, where applicable, the transactions shall be subject to the provisions of the Securities Act of 1933, as amended, the Securities Exchange Act of 1934, as amended, and the rules and regulations of the Securities and Exchange Commission ("SEC"), the Board of Governors of the Federal Reserve System, and any applicable self-regulatory organization.

Securities Pricing. The amounts printed in the market value column of the Account Holdings section, or any amounts derived there from, are based on U.S. month end prices and are provided to us by outside quotation services for the securities currently held by us in your account. Prices of municipal bonds, certain over-the-counter securities, and federal obligations are approximations and are only for guidance purposes. The prices used are based on the last reported transaction known to the quotation services or of the yields or values that are calculated on the basis of these prices. The value of brokered CDs reflected on this statement is estimated by a third-party pricing service. Actual value may differ if you elect to sell your CD(s) in the secondary market.

Interest/Dividends. We are required by law to report annually to you and to the Internal Revenue Service on Form 1099 any taxable interest, dividends, and capital gains credited to your account, as well as any taxes withheld. The year-to-date figures shown on your statement reflect these amounts classified to the best of our current knowledge. However, some payments are subject to reclassification, which will be reflected on subsequent statements if we are advised of them prior to the end of the calendar year.

SIPC and Other Insurance Coverage. ETC is a member of the Securities Investor Protection Corporation ("SIPC"). SIPC currently protects the assets in each of your securities accounts at ETC up to \$500,000, of which no more than \$100,000 may be in cash. Visit www.sipc.org or call (202) 371-8300 for more information including a brochure on SIPC protection. (Please note that money market mutual fund balances are not considered cash; they are considered to be securities.) Additional protection has been secured through an independent insurer. Account protection does not cover the market risks associated with investing.

Trading in non-U.S. Markets. Investing outside the United States involves additional risks related to currency fluctuations, economic and political differences and differences in accounting standards. In order to trade in non-U.S. markets, you first must either: (1) convert U.S. dollars held in your account to the applicable currency of the non-U.S. market in which you wish to trade; or (2) transfer into your account the applicable non-U.S. currency. Currency exchanges are affected by affiliates of ETC on a principal basis, and may include a mark-up or mark-down, as appropriate. You should be aware that more favorable exchange rates may be available through third parties not affiliated with ETC. These currency transactions are not regulated or overseen by the SEC or the Commodities Futures Trading Commission, or any of the securities or commodities self-regulatory organizations. Securities trades executed on a non-U.S. exchange will be effected by one or more affiliates of ETC, which may be compensated for their services.

Payment for Order Flow. The SEC (as well as the FINRA) requires that all broker-dealers inform their customers when a new account is opened, and on an annual basis thereafter, of payment for order flow practices (compensation received for placing orders through specialists on national

securities exchanges, over-the-counter market makers, alternative trading systems, and ECN's (collectively, "market centers"). Consistent with the overriding principle of best execution, ETC, at the direction of its affiliate E*TRADE Securities LLC ("ETS"), routes orders to various market centers. ETS, through ETC, receives remuneration (generally in the form of per share cash payments or through profit sharing arrangements) for routing orders in securities to particular market centers for execution. Such remuneration is considered compensation to ETS, and the source and amount of any compensation received in connection with your transaction will be disclosed to you upon written request. E*TRADE Financial Corp. has a financial interest in ISE Stock Exchange, LLC, CHX Holdings, Inc. (owner and operator of the Chicago Stock Exchange) and a market maker subsidiary (E*TRADE Capital Markets). ETS takes a number of factors into consideration in determining where to route customers' orders, including, but not limited to: speed of execution; price improvement opportunities (executions at prices superior to the then prevailing inside market); automatic execution guarantees; the availability of efficient and reliable order handling systems; level of service provided; the cost of executing orders; and, all other factors being equal, whether or not it will receive cash or non-cash payments for routing order flow and reciprocal business arrangements. ETC and ETS regularly and rigorously review transactions and market centers for execution quality based on the foregoing factors.

Margin Accounts. Whether a purchase may be made on margin, how much of the purchase price must be in your account at the time you place your order, and your margin maintenance requirements are determined by the Federal Reserve Board ("FRB"), by applicable exchange rules and by ETC. For our protection, we reserve the right, at any time and without prior notice to you, to impose stricter requirements than those imposed by the FRB or applicable exchange rules. You will be charged interest on a daily basis on all debit balances that you owe to ETC and on credit extended to you by ETC for the purpose of purchasing, carrying, or trading in securities or otherwise. Interest is calculated on a 360-day basis using settlement date balances. The applicable interest rate for margin loans is a fixed percentage above ETC's Base Rate, which is set at our discretion with reference to commercially recognized interest rates. The margin interest rate will change without prior notice as the Base Rate changes. Information about ETC's Base Rate is available upon written request to ETC. For more information on how ETC calculates interest, please see the E*TRADE Securities Brokerage Customer Agreement.

Cash Balances. Any cash balances are held unsegregated and may be used by ETC in the conduct of its business, subject to the limitations of Rule 15c3-3 under the Securities Exchange Act of 1934. ETC reserves the right to require seven days' prior notice before permitting a withdrawal or transfer of funds from the time sub-account of my Cash Balance. ETC has no present intention of exercising this provision. However, ETC may, at its sole discretion, choose to do so in the future.

Options Trading. If you are approved for options trading, you are responsible for advising ETC of any material changes in your investment objectives or financial situation. Additionally, further information regarding commissions and other charges related to the execution of option transactions has been included in the confirmations of such transactions previously provided to you. Such information will also be made available promptly upon request.

Random Allocation of Options Exercise Notices. Exercise assignment notices for options contracts are allocated among customer short options positions in accordance with a random allocation method. A detailed description of ETC's random allocation method is available upon request.

Financial Statement. A financial statement of ETC is available for your inspection at etrade.com or will be mailed to you upon your written request.

ETC is an indirect subsidiary of E*TRADE Financial Corporation.

If you have a complaint, please call 1-800-ETRADE1, or write to: E*TRADE Securities LLC, P.O. Box 1542, Merrifield, VA 22116.

General Information

This Statement's Closing Equity. Market value of all long positions less the market value of all short positions, plus or minus the dollar amount of the net closing money balance.

Net Change in Equity. The difference between this statement's closing equity and last statement's closing equity.

Margin Interest. Interest expense charges on the daily debit balance in your account.

Market Value. The closing price of each security position as of the last business day of the month. (Market value of some positions may be omitted).

Money Activity Summary. Total debit (such as purchases, withdrawals, margin interest charges) and total credits (such as sales, deposits, interest, or dividend income) to your account, along with the Combined Opening and Combined Closing balances, are reflected as of the last business day of the statement period.

Activity/Trade Date. Trade date or transaction date of other entries.

Total Portfolio Percent. Percentage of your holding by issue of security.

DIV/CPN% Yield. Annual dividend or bond % yield.

Open Orders. Buy or sell orders for securities that have not yet been executed or canceled.

Symbol/CUSIP. The symbol or identification number for each security.



Account Number: 6427-4483

Statement Period : January 1, 2010 - January 31, 2010

Account Type: INDIVIDUAL

Customer Update:

Secure your security. Make sure your email address is up to date. Verify now on the **My Info** page within the **Accounts** section of your online account.


ACCOUNT OVERVIEW

Last Statement Date: December 31, 2009

Beginning Account Value (On 12/31/09): \$ 3,180,336.75
Ending Account Value (On 01/31/10): \$ 2,849,417.43
Net Change: \$ -330,919.32

For current rates, please visit www.etrade.com/rates

ASSET ALLOCATION (AS OF 01/31/10)



100.00% - Stocks, Options & ETF (Long)

ACCOUNT VALUE SUMMARY

	AS OF 01/31/10	AS OF 12/31/09	% CHANGE
Margin Balance	\$ -142,502.78	\$ -101,328.56	-40.63%
Total Cash/Margin Debt	\$ -142,502.78	\$ -101,328.56	-40.63%
Stocks, Options & ETF (Long)	\$2,991,920.21	\$3,281,665.31	-8.83%
Total Value of Securities	\$2,991,920.21	\$3,281,665.31	-8.83%
Net Account Value	\$2,849,417.43	\$3,180,336.75	-10.41%

Securities products and services are offered by E*TRADE Securities LLC, Member FINRA/SIPC. Sweep Deposit Account is a bank deposit account with E*TRADE Bank, a Federal savings bank, Member FDIC. IRA, Keogh and certain other retirement sweep deposit accounts at each bank are FDIC-insured up to a maximum of \$250,000; all other accounts are FDIC-insured to at least \$100,000. Securities products and cash balances other than Sweep Deposit Account funds are not FDIC-insured, are not guaranteed deposits or obligations of E*TRADE Bank, and are subject to investment risk, including possible loss of the principal invested.

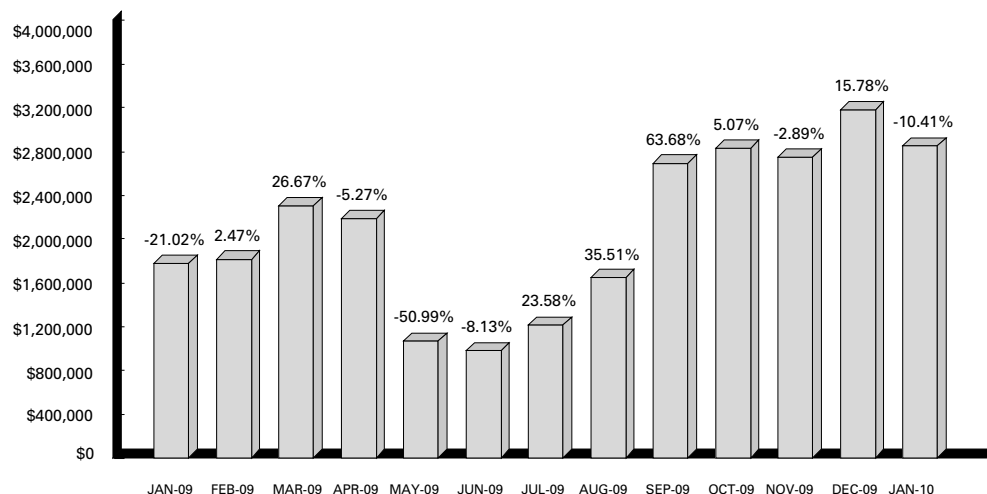


Account Number: 6427-4483

Statement Period : January 1, 2010 - January 31, 2010

Account Type: INDIVIDUAL

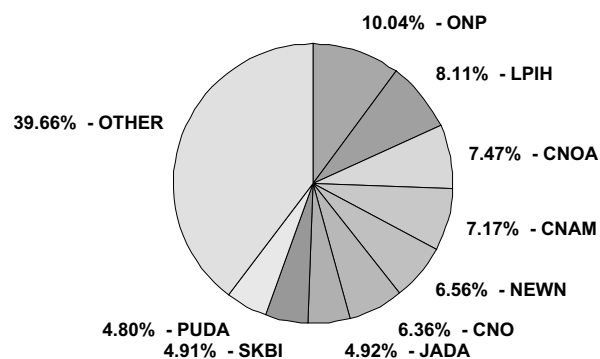
NET ACCOUNT VALUE BY MONTH END



ACCOUNT TRANSACTION SUMMARY

DESCRIPTION	THIS PERIOD	YEAR TO DATE
Securities Purchased	\$ -349,821.57	\$ -349,821.57
Securities Sold	\$ 267,304.79	\$ 267,304.79
Margin Interest	\$ -596.55	\$ -596.55

TOP 10 ACCOUNT HOLDINGS (AS OF 01/31/10)





Account Number: 6427-4483

Statement Period : January 1, 2010 - January 31, 2010

Account Type: INDIVIDUAL

ACCOUNT HOLDINGS

STOCKS, OPTIONS & EXCHANGE-TRADED FUNDS (100.00% of Holdings)

DESCRIPTION	SYMBOL/ CUSIP	ACCT TYPE	QUANTITY	PRICE	TOTAL MKT VALUE	PORTFOLIO (%)	EST. ANNUAL INCOME	EST. ANNUAL YIELD (%)
AMERICAN CAPITAL LIMITED	ACAS	Margin	0.0776	3.6900	0.29	0.00		
AT&T INC	T	Margin		25.3600	0.00	0.00		
BIOSTAR PHARMACEUTICALS INC	BSPM	Cash	40,000	3.3000	132,000.00	4.41		
CALL GPY 04/17/10 150 GOLDMAN SACHS GROUP INC	QGPYD150	Margin	20	9.0500	18,100.00	0.60		
EXP 04/17/2010								
CHINA AGRI-BUSINESS INC	CHBU	Cash	20,000	0.4785	9,570.00	0.32		
CHINA ARMCO METALS INC	CNAM	Cash	65,000	3.3000	214,500.00	7.17		
CHINA BIOLOGIC PRODUCTS INC	CBPO	Margin	4,000	9.9100	39,640.00	1.32		
CHINA BIOTICS INC	CHBT	Margin	7,000	12.7200	89,040.00	2.98		
CHINA CLEAN ENERGY INC	CCGY	Cash	149,000	0.5150	76,735.00	2.56		
CHINA ENERGY CORPORATION	CHGY	Cash	50,000	0.7800	39,000.00	1.30		
CHINA FINANCE INC	CHFI	Cash	13,000	0.2900	3,770.00	0.13		
CHINA GROWTH DEVELOPMENT INC	CGDI	Cash	29,580	0.4500	13,311.00	0.44		
CHINA INFRASTRUCTURE CONSTRUCTION CORPORATION	CHNC	Cash	5,000	5.7000	28,500.00	0.95		
CHINA KANGTAI CACTUS BIO-TECH INC	CKGT	Cash	20,000	2.3700	47,400.00	1.58		
***CHINA LINEN TEXTILE INDUSTRY LTD	CTXIF	Cash	50,000	1.3500	67,500.00	2.26		
CHINA MEDIAEXPRESS HOLDINGS INC	CCME	Margin	3,000	11.7500	35,250.00	1.18		
CHINA MEDICINE CORPORATION	CHME	Cash	5,500	3.3200	18,260.00	0.61		
CHINA ORGANIC AGRICULTURE INC	CNOA	Cash	248,290	0.9000	223,461.00	7.47		
CHINA POWER EQUIPMENT INC	CPQQ	Cash	21,205	3.0500	64,675.25	2.16		



Account Number: 6427-4483

Statement Period : January 1, 2010 - January 31, 2010

Account Type: INDIVIDUAL

STOCKS, OPTIONS & EXCHANGE-TRADED FUNDS (Continued)

DESCRIPTION	SYMBOL/ CUSIP	ACCT TYPE	QUANTITY	PRICE	TOTAL MKT VALUE	PORTFOLIO (%)	EST. ANNUAL INCOME	EST. ANNUAL YIELD (%)
CONSECO INC NEW	CNO	Margin	40,000	4.7600	190,400.00	6.36		
***DJSP ENTERPRISES INC	DJSP	Margin	5,000	8.3100	41,550.00	1.39		
GOLD HORSE INTERNATIONAL INC	GHII	Cash	48,878	0.1100	5,376.58	0.18		
JADE ART GROUP INC NEW	JADA	Cash	250,000	0.5890	147,250.00	4.92		
LONGWEI PETROLEUM INVESTMENT HOLDING LIMITED	LPIH	Cash	105,000	2.3100	242,550.00	8.11		
LOTUS PHARMACEUTICALS INC	LTUS	Cash	100,250	1.4000	140,350.00	4.69		
MCG CAPITAL CORP	MCGC	Margin	10,000	4.5900	45,900.00	1.53		
NEW ENERGY SYSTEMS GROUP	NEWN	Cash	28,645	6.8500	196,218.25	6.56		
ORIENT PAPER INC NEW	ONP	Margin	33,375	9.0000	300,375.00	10.04		
PROSPECT CAPITAL CORPORATION	PSEC	Margin	4,744	11.4100	54,129.04	1.81	7,756.00	14.33%
PUDA COAL INC NEW	PUDA	Margin	25,943	5.5400	143,724.22	4.80		
SINO CLEAN ENERGY INC	SCLX	Cash	100,500	0.4200	42,210.00	1.41		
SKYSTAR BIO PHARMACEUTICAL COMPANY NEW	SKBI	Margin	16,736	8.7800	146,942.08	4.91		
SONGZAI INTERNATIONAL HOLDING GROUP INC NEW	SGZH	Cash	10,411	7.5000	78,082.50	2.61		
WEIKANG BIO-TECHNOLOGY GROUP COMPANY INC	WKBT	Cash	17,800	2.7000	48,060.00	1.61		
YONGYE INTERNATIONAL INC	YONG	Margin	7,000	6.8700	48,090.00	1.61		
TOTAL STOCKS, OPTIONS & ETF					\$2,991,920.21	100.00%	\$7,756.00	0.26%
TOTAL PRICED PORTFOLIO HOLDINGS (ON 01/31/10)					\$2,849,417.43			
TOTAL ESTIMATED ACCOUNT HOLDINGS ANNUAL INCOME					\$7,756.00			



Account Number: 6427-4483

Statement Period : January 1, 2010 - January 31, 2010

Account Type: INDIVIDUAL

TRANSACTION HISTORY

SECURITIES PURCHASED OR SOLD

TRADE DATE	SETTLEMENT DATE	DESCRIPTION	SYMBOL/ CUSIP	TRANSACTION TYPE	QUANTITY	PRICE	AMOUNT PURCHASED	AMOUNT SOLD
12/29/09 13:48	01/04/10	WEIKANG BIO-TECHNOLOGY GROUP COMPANY INC	WKBT	Bought	5,400	2.2500	12,159.99	
01/12/10 13:27	01/15/10	AT&T INC	T	Sold	-960	27.0000		25,909.68
01/13/10 13:01	01/19/10	CHINA ENERGY CORPORATION	CHGY	Bought	45,000	0.8400	37,809.99	
01/13/10 11:29	01/19/10	***CHARDAN 2008 CHINA ACQUISITION CORP	CACA	Bought	5,000	8.8800	44,409.99	
01/13/10 14:06	01/19/10	CHINA INFRASTRUCTURE CONSTRUCTION CORPORATION	CHNC	Bought	72	6.8000	489.60	
01/13/10 11:32	01/19/10	CHINA INFRASTRUCTURE CONSTRUCTION CORPORATION	CHNC	Bought	4,928	6.8500	33,766.79	
01/13/10 12:38	01/19/10	NEW ENERGY SYSTEMS GROUP	NEWN	Bought	2,500	8.0000	20,009.99	
01/13/10 11:19	01/19/10	PUDA COAL INC NEW	PUDA	Bought	5,000	6.7200	33,609.99	
01/13/10 12:16	01/19/10	WEIKANG BIO-TECHNOLOGY GROUP COMPANY INC	WKBT	Bought	10,000	3.4000	34,009.99	
01/14/10 11:47	01/20/10	AT&T INC	T	Sold	-4,040	26.7000		107,856.80
01/14/10 12:00	01/20/10	AT&T INC	T	Sold	-5,000	26.7100		133,538.31
01/14/10 09:39	01/20/10	CHINA ENERGY CORPORATION	CHGY	Bought	5,000	0.8400	4,209.99	
01/19/10 13:08	01/20/10	CALL GOLDMAN SACH APR 150 ***** EXP 04/17/2010 OPEN CONTRACT	QGPYD150	Bought	20	19.9500	39,925.27	
01/21/10 10:47	01/26/10	PUDA COAL INC NEW	PUDA	Bought	5,000	6.6800	33,409.99	
01/22/10 10:07	01/27/10	CHINA BIOTICS INC	CHBT	Bought	4,000	14.0000	56,009.99	
TOTAL SECURITIES ACTIVITY							\$349,821.57	\$267,304.79



Account Number: 6427-4483

Statement Period : January 1, 2010 - January 31, 2010

Account Type: INDIVIDUAL

DIVIDENDS & INTEREST ACTIVITY

DATE	TRANSACTION TYPE	DESCRIPTION	SYMBOL/ CUSIP	AMOUNT DEBITED	AMOUNT CREDITED
01/26/10	Interest	FROM 12/26 THRU 01/25 @ 6.990% BAL 52,486 AVBAL 99,108		596.55	
TOTAL DIVIDENDS & INTEREST ACTIVITY				\$596.55	
NET DIVIDENDS & INTEREST ACTIVITY				\$596.55	

WITHDRAWALS & DEPOSITS

DATE	TRANSACTION TYPE	DESCRIPTION	WITHDRAWALS	DEPOSITS
01/20/10	Deposit	ACH DEPOSIT REFID:12402585327;		40,000.00
NET WITHDRAWALS & DEPOSITS				\$40,000.00

OTHER ACTIVITY

DATE	DESCRIPTION	SYMBOL/ CUSIP	TRANSACTION TYPE	QUANTITY	PRICE	AMOUNT DEBITED	AMOUNT CREDITED
01/05/10	WEIKANG BIO-TECHNOLOGY GROUP COMPANY INC SYSTEMATIC JOURNAL	WKBT	Journal	5,400			
01/05/10	WEIKANG BIO-TECHNOLOGY GROUP COMPANY INC SYSTEMATIC JOURNAL	WKBT	Journal	-5,400			
01/20/10	CHINA ENERGY CORPORATION SYSTEMATIC JOURNAL	CHGY	Journal	45,000			
01/20/10	CHINA INFRASTRUCTURE CONSTRUCTION CORPORATION SYSTEMATIC JOURNAL	CHNC	Journal	5,000			
01/20/10	NEW ENERGY SYSTEMS GROUP SYSTEMATIC JOURNAL	NEWN	Journal	2,500			
01/20/10	WEIKANG BIO-TECHNOLOGY GROUP COMPANY INC SYSTEMATIC JOURNAL	WKBT	Journal	10,000			
01/20/10	CHINA ENERGY CORPORATION SYSTEMATIC JOURNAL	CHGY	Journal	-45,000			
01/20/10	CHINA INFRASTRUCTURE CONSTRUCTION CORPORATION SYSTEMATIC JOURNAL	CHNC	Journal	-5,000			
01/20/10	NEW ENERGY SYSTEMS GROUP SYSTEMATIC JOURNAL	NEWN	Journal	-2,500			



Account Number: 6427-4483

Statement Period : January 1, 2010 - January 31, 2010

Account Type: INDIVIDUAL

OTHER ACTIVITY (Continued)

DATE	DESCRIPTION	SYMBOL/ CUSIP	TRANSACTION TYPE	QUANTITY	PRICE	AMOUNT DEBITED	AMOUNT CREDITED
01/20/10	WEIKANG BIO-TECHNOLOGY GROUP COMPANY INC SYSTEMATIC JOURNAL	WKBT	Journal	-10,000			
01/21/10	CHINA ENERGY CORPORATION SYSTEMATIC JOURNAL	CHGY	Journal	5,000			
01/21/10	CHINA ENERGY CORPORATION SYSTEMATIC JOURNAL	CHGY	Journal	-5,000			
01/22/10	***CHARDAN 2008 CHINA ACQUISITION CORP SURRENDERED - NAME CHANGE	G8977T101	Name Change	-5,000			
01/22/10	***DJSP ENTERPRISES INC RESULT OF NAME CHANGE	DJSP	Name Change	5,000			
01/25/10	PROSPECT CAPITAL CORPORATION CASH DIV ON 4744 SHS REC 12/31/09 PAY 01/25/10 NON-QUALIFIED DIVIDEND AMOUNT INCLUDED ON 2009-1099	PSEC	Dividend		0.4087		1,939.11
TOTAL OTHER ACTIVITY							\$1,939.11
NET OTHER ACTIVITY							\$1,939.11

Customer Update:

The Pain-Free IRA

No fees. No minimums¹. No hassles.

Visit etrade.com/painfreeIRA

PLEASE READ THE IMPORTANT INFORMATION BELOW.

¹ There is no annual custodial fee for IRAs if you sign up for and maintain electronic delivery of statements and confirmations. If you choose paper delivery of these documents, you will be subject to a \$25 annual custodial fee unless the total assets in your linked E*TRADE Bank and E*TRADE Securities brokerage accounts are \$25,000 or more. Other fees may still apply, including but not limited to mutual fund management fees, brokerage commissions, early withdrawals, and excess contributions. May be subject to change. **Please visit etrade.com/nofeelIRA for details.**